




PHYLORICH[®]



Defining Luxury Since 1959

Catalog & Price Guide
Effective August 15th, 2015
VOLUME 15.1

BAROQUE STYLE



BAROQUE
K144

Pages 1 - 5



MAISON
164

Pages 35 - 39



COURONNE
163

Pages 7 - 11



MARVELLE
162

Pages 41 - 45



DOLPHIN
K101 / K184

Pages 13 - 20



**REGENT
CUT CRYSTAL**
K181 / K1280

Pages 47 - 51



**GEORGIAN &
BARCELONA**
K141 / K360 / K361

Pages 21 - 28



**RIBBON &
REED**
K137 / K337

Pages 53 - 57



**LOUIS XIV
CUT CRYSTAL**
K180

Pages 29 - 34



SWAN
K123 / K183

Pages 59 - 66

CONTEMPORARY STYLE



BASIC
D130 - D139

Pages 67 - 80



MIX
290

Pages 89 - 94



BASIC II
230

Pages 81 - 87



STRIA
291

Pages 95 - 100

TRADITIONAL STYLE



3RING
D205 / D206

Pages 101 - 107



**LE VERRE &
LA CROSSE**
K170 / K171

Pages 145 - 151



BEADED
500

Pages 109 - 113



MIRABELLA
K234 / K314

Pages 153 - 157



CARRARA
K158B - H

Pages 115 - 120



REGENT
K270 - K274 / K370 - K374

Pages 159 - 164



COINED
500

Pages 121 - 125



**REVERE &
SAVANNAH**
D100 / D102 / D200 / D202

Pages 165 - 171



HENRI
161

Pages 127 - 131



VALENCIA
K338B - F

Pages 173 - 178



HEX MODERN
501

Pages 133 - 137



VERSAILLES
K240 - K244 / K330 - K334

Pages 179 - 185



HEX TRADITIONAL
500

Pages 139 - 143

TRANSITIONAL STYLE



AMPHORA
K104 / K105

Pages 187 - 195



WAVELAND
K711

Pages 197 - 202



OLD Tyme

Pages 203 - 204



SHOWER HEADS & BODY SPRAYS

Pages 221 - 224



HAND SHOWERS & ACCESSORIES

Pages 225 - 228



KITCHEN & BAR

Pages 205 - 209



CABINET HARDWARE

Pages 211 - 214



DOOR HARDWARE

Pages 215 - 219



VALVES

Pages 229 - 233

Finishes

We offer a wide variety of luxury artisan finishes — including custom two-tone finishes — for most collections, giving you the versatility to match or customize every environment and décor. Your sales representative can provide additional information.

Group 1 Finishes



Polished Chrome
(026)



Satin Chrome
(26D)



Polished Nickel
(014)



**Polished Nickel
Antique**
(14A)



Satin Nickel
(015)



Burnished Nickel
(15B)



Pewter
(15A)



Polished Brass
(003)



**Polished Brass
Uncoated**
(03U)



**Polished Brass
Antiqued**
(007)



Satin Brass
(004)



**Old English
Brass**
(0EB)



Antique Brass
(047)



French Brass
(02)



Polished Copper
(005)



Antique Copper
(05A)



Weathered Copper
(05W)



Antique Bronze
(11B)



**Oil Rubbed
Bronze**
(10B)



Satin Black
(040)



Gloss Black
(041)



Satin White
(050)

Group 2 Finishes



Polished Gold
(025)



**Polished Gold
Antiqued**
(25D)



Satin Gold
(024)




Matte Gold
(24B)



**Satin Gold
Antiqued**
(24D)



**Polished Nickel
with Polished Gold**
(073)



**Satin Nickel
with Satin Gold**
(079)



**Polished Gold
with Polished Nickel**
(093)



**Satin Gold
with Satin Nickel**
(084)

** Custom Two-Tone Pricing

- Any finish combination that is not specified above and contains gold as the minor, please reference Group 2 pricing.
- Phylrich must price any finish combination that is not listed on this page. Please contact Phylrich with your combination for pricing. All of these orders are non-cancelable and non-returnable.

Limited Warranty

This Limited Warranty is expressly in lieu of any other warranties, expressed or implied, arising by law or otherwise, including without limitation, any implied warranty of merchantability or fitness for a particular purpose. This Limited Warranty may not be transferred, altered, varied, or extended, except by a written instrument executed by Phylrich. The remedy or repair or replacement as provided under this Limited Warranty is exclusive. In no event shall the manufacturer be liable for any consequential or incidental damages to any person, whether or not occasioned by negligence of Phylrich, including without limitation damages for loss of use, costs of property damage or other monetary loss.

Some states do not allow the exclusion or limitation of incidental or consequential damages or limitations on how long an implied warranty lasts, so the above limitations or exclusions may not apply. This warranty gives you specific legal rights and you may also have other rights which vary from state to state.

This warranty covers product installed in the United States and Canada. **PROOF OF PURCHASE IS REQUIRED FOR WARRANTY CLAIM**

Several types of limited warranties are applicable to decorative plumbing and hardware products as follows:

Mechanical Warranty: This warranty covers the ability of the product to function properly under normal conditions. Our products are warranted to the original purchaser only to be free of defects in material and workmanship for a period of 10 years from the date of purchase.

Because plumbing valves have several mechanical differences due to the function i.e. faucet valves vs. thermostatic shower valves, the following valve warranties are established:

Ceramic disc valves are warranted for life as long as the original purchaser owns the house in which they are installed.

Other types of valves, to include thermostatic and balance pressure shower valves, etc. are warranted for one year from the date of purchase.

Finish Warranty: Because certain metal finishes are more durable than others and certain applications require more durability, 4 finish warranties have been established:

- A)** Certain metal finishes such as antique brass, satin nickel and satin brass are coated with an organic clear coating. These coated types of finishes are warranted for 10 years from the date of shipment to the original purchaser.
- B)** Finishes with harder surfaces such as polished chrome, Physical Vapor Deposition (PVD) finishes and powder coated finishes are warranted for as long as the original purchaser owns the home.
- C)** The so called "living finishes" are not warranted. These finishes have no protective coating and thus are designed to change with age and use.
- **Finishes on Drains:** Because of the use and abuse of the metal surface that occurs on sink and bath drains with soaps and cleaning solutions, only drains in the "B" category above are warranted. This warranty is for one year from date of purchase. Drains in the above A and C categories are not warranted.

The warranties described above are specific rights, but there may be other rights which vary from state to state.

Exclusions: All installation in ocean air environments. Some products such as Lavatory Drains, parts made of Glass or Crystal and Stone.

If you have a problem with one of our products, here is what is covered and how you should proceed:

Consult the dealer from whom you purchased the product. Please provide **proof of purchase** in the form of an original invoice or receipt. If the dealer is an authorized Phylrich dealer, he will review the problem and contact the Phylrich customer service department on your behalf. If you cannot contact your dealer, please e-mail our customer service at customer.service@phylrich.com and describe the problem along with your contact information.

The Phylrich Warranty does not assume liability for charges such as labor, freight, removal and reinstallation or injuries resulting from a defective product. Phylrich will repair or replace defective parts after it has been established that the product is defective and that the parts are covered by this warranty. Phylrich reserves the right to determine whether to repair or replace the product under consideration.

Phylrich products must be installed in accordance with the instructions provided with the product. Make sure your installer flushes out all debris such as solder before final assembly. Plumber's putty should not be used on any decorative surface as it could harm the finish and void the warranty.

For proper maintenance do not use any abrasive cleaners, strong cleaning solutions or polishing compounds. Usually a soft damp cloth will suffice. Non-abrasive waxes can also be used.

Ordering and Policy Information

Ordering

- Please refer to the items by product number and description as listed in the following price list.
- Please refer to the finish on the specified product with the finish codes listed on pages 3-4.
- Minimum order is \$50.00 net.

Changes and Cancellations

- Changes and/or cancellations must be made within five working days from the date of the order.
- Orders accepted by Phylrich for non-standard (customized) products are non-cancelable and non-returnable.
- All items sold in the Group 2 finish are final. No exception will be made.

Pricing

Pricing and product specifications are subject to change without notice.

Taxes

All Federal, State or Local Taxes, when applicable, will be added.

Terms

- 1% 10 days, net 30. **(Non payment after 30 days is subject to 1% monthly late charge on uppaid balance)**

Freight Policy

- Product shipped to destinations in the United States and Canada will be F.O.B. our factory, freight charges will be added to the invoice.
- Product shipped to destinations outside the United States and Canada are F.O.B. our factory plus 5% for packaging.
- All orders for \$2,750 net or more, shipping direct to our accounts in the Continental United States, will be FFA.
- We will not drop ship outside the Phylrich sales territory to which a customer is assigned.

Claims

All claims for shortages or damages must be made within 5 days of receipt of goods by the customer.

Returns

Returns will only be accepted at Phylrich when accompanied by a Return Goods Authorization. (RGA) All RGA requests should be submitted to the Phylrich Customer Service Dept. Credit or replacement will be allowed only after careful inspection indicates a manufacturing defect or factory order entry error. Factory inspections are final. **FREIGHT ON ALL RETURNS MUST BE PREPAID.**

- All credits are product credit only. No checks will be issued. Phylrich does not accept debit memos.
- All product accepted by Phylrich for credit is subject to a minimum charge of 35% handling.
- If received over 90 Days from the date of the invoice, a minimum 50% charge will be assessed.
- Any product received by Phylrich that has been damaged, will be returned to the customer and no credit will be given.

PHYL RICH[®]

BAROQUE



Model Number	Description	Finish Pricing Group 1	Finish Pricing Group 2
--------------	-------------	------------------------	------------------------

Widespread Faucet



- 12" (305mm) maximum centers
- Pop-up drain with lift rod and tailpiece
- 1.5 gpm @ 60 psi
- Spout c-c 4-1/2"
- Height 3-5/8"

K144	Lever Handles	\$954	\$1552
-------------	---------------	-------	--------

Wall Lavatory Set



- 1.5 gpm @ 60 psi
- Spout c-c 9-3/8"

WL144	Lever Handles	\$690	\$1265
8090536RNL	Valve (8" c-c)	\$220	

Pressure Balance Tub and Shower Set



- Back to back installation capability
- Anti-scald
- Temperature control within 3.6°F (2°C) of set point even with a 50% water pressure drop
- K807 Shower Head
- Spout c-c 9-3/8"
- Integral Diverter

PB2144	Complete Set Trim Only	\$1512	\$2744
DFPHYID	Valve	\$315	
PB2144T0	Plate & Handle Trim Only	\$662	\$1093






1/2" Mini Thermostatic Valve w/ Volume Control or Diverter



- 2 Handles
- 9" x 4" Plate
- Center-Center 5"
- 6.5 gpm @ 45 psi
- Anti-scald
- Integral Stops and Filters
- Trim Control Can be used with 1-116 or 1-117
- CALGreen Compliant







4-342	Lever Handle Complete Set Trim Only	\$700	\$1300
1-116	Valve w/ Volume Control	\$285	
1-117	Valve w/ Diverter	\$335	




BAROQUE

	Model Number	Description	Finish Pricing Group 1	Finish Pricing Group 2
	Pressure Balance Shower Set			
	PB3144	Complete Set Trim Only	\$756	\$1323
	DFPHY	Valve	\$211	
	PB3144TO	Plate & Handle Trim Only	\$633	\$1035
	<ul style="list-style-type: none"> • Temperature control within 3.6°F (2°C) of set point even with a 50% water pressure drop • Anti-scald • 2.0 gpm @ max • K807 Shower Head 			
	1/2" and 3/4" Thermostatic Shower Trim			
	TH144	Lever Handle Trim Only	\$633	\$1035
	34THERM	3/4" Thermostatic Valve	\$369	
	1-115	1/2" Thermostatic Valve	\$219	
	<ul style="list-style-type: none"> • Integral stops and filters • Anti-scald 			
	Three Handle Tub and Shower Set			
	K2144	Complete Set with Round Diverter Handle Trim Only	\$1173	\$2070
	80951PHY	Valve (8" c-c)	\$253	
	<ul style="list-style-type: none"> • K807 Shower Head • Spout c-c 9-3/8" 			
	Two Handle Shower Set			
	K3144	Complete Set Trim Only	\$748	\$1367
	8090536R	Valve (8" c-c)	\$220	
	<ul style="list-style-type: none"> • 2.0 gpm @ max • K807 Shower Head 			
	Volume Control/Diverter Trim			
	2PV144A	Lever Handle Trim Only	\$304	\$386
	<ul style="list-style-type: none"> • Used with 1/2" or 3/4" Volume Control or Diverter 			

	Model Number	Description	Finish Pricing Group 1	Finish Pricing Group 2
1/2" In-Line Stop/Volume Control Valve				
	80607PHY	<ul style="list-style-type: none"> For Non-Handed Functions Wall Mount May be ordered in handed pairs for hot and cold installation 	\$89	
3/4" In-Line Stop/Volume Control Valve				
	80002125	<ul style="list-style-type: none"> For Non-Handed Functions Wall Mount May be ordered in handed pairs for hot and cold installation 	\$99	
3 Function Wall Diverter Valve				
	80001820	<ul style="list-style-type: none"> For Non-Handed Functions Wall Mount (1) 1/2" Inlet (3) 1/2" Outlets Cal Green Compliant 	\$164	
Deck Tub Set with Hand Shower				
	K2144H1	Complete Set Trim Only	\$1538	\$2613
	80001249	Valve	\$455	
<ul style="list-style-type: none"> 30" (762mm) maximum centers from diverter to hand shower Hand shower hose length is 59" (1499mm) Integral check valves for backflow protection K5144 Deck Tub Spout, 3/4" Valves, K6526 Hand Shower, and K6005 Deck Bracket Spout c-c 6-3/4" Height 3" 				
Deck Tub Set				
	K1144H	Complete Set Trim Only	\$1127	\$2070
	80001248	Valve	\$242	
<ul style="list-style-type: none"> K5144 Deck Tub Spout and 3/4" Valves Spout c-c 6-3/4" Height 3" 				
Deck Tub Spout				
	K5144	Spout Only	\$575	\$1035
<ul style="list-style-type: none"> Spout c-c 6-3/4" Height 3" 				

BAROQUE

		Model Number	Description	Finish Pricing Group 1	Finish Pricing Group 2
	Wall Tub Set <ul style="list-style-type: none">Spout c-c 5"	K1144	Complete Set Trim Only	\$690	\$1150
		8090536R	Valve (8" c-c)	\$220	
	Wall Tub Spout <ul style="list-style-type: none">Spout c-c 5"	K1144X3	Spout Only	\$432	\$719
	Paper Holder <ul style="list-style-type: none">Mounting screws included	KA50		\$432	\$748
	Towel Bars				
	18" Towel Bar <ul style="list-style-type: none">Mounting screws included	KA65		\$432	\$748
	24" Towel Bar <ul style="list-style-type: none">Mounting screws included	KA70		\$432	\$748
	30" Towel Bar <ul style="list-style-type: none">Mounting screws included	KA75		\$432	\$748
	Towel Ring <ul style="list-style-type: none">Mounting screws included	KA40		\$171	\$259
	Robe Hook <ul style="list-style-type: none">Mounting screws included	KA10		\$176	\$264

		Model Number	Description	Finish Pricing Group 1	Finish Pricing Group 2
	Wall Mounted Soap Dish				
	<ul style="list-style-type: none"> • Mounting screws included 	KA25		\$202	\$345
	Wall Mounted Glass Holder				
	<ul style="list-style-type: none"> • Mounting screws included 	KA30		\$202	\$345
	Four Hole Bidet Set				
	<ul style="list-style-type: none"> • Pop-up drain with lift rod and tailpiece • Vertical Spray 	K4144	Lever Handles	\$1380	\$2096

PHYL RICH[®]

COURONNE



Widespread Faucet

- 1.5 gpm @ 60 psi
- Spout Center-Center 6"
- Height 6"



Model Number	Description	Finish Pricing Group 1	Finish Pricing Group 2
163-01	Cross Handles	\$995	\$2000

Wall Lavatory Set

- 1.5 gpm @ 60 psi
- Spout Center-Center 9-1/2"
- Pop-up drain not included



163-11	Cross Handles Complete Set Trim Only	\$800	\$2000
8090536RNL	Wall Lavatory Set Valve	\$220	
901-1	Grid Drain	\$130	\$220

1/2" Mini Thermostatic Valve w/ Volume Control or Diverter

- 2 Handles
- 9" x 4" Plate
- Center-Center 5"
- 6.5 gpm @ 45 psi
- Anti-scald
- Integral Stops and Filters
- Trim Control can be used with 1-116 or 1-117
- CALGreen Compliant



4-305	Cross Handles Complete Set Trim Only	\$995	\$2000
1-116	Valve w/ Volume Control	\$285	
1-117	Valve w/ Diverter	\$335	



1/2" Mini Thermostatic Shower Trim

- 6" x 6" Plate
- 6.5 gpm @ 45 psi
- Anti-scald
- Integral Stops and Filters
- Requires Seperate Volume Control Valve and/or Multi Function Diverter



4-472	Cross Handles Complete Set Trim Only	\$750	\$1500
1-115	1/2" Thermostatic Valve	\$219	
80607PHY	1/2" Volume Control	\$89	
80001820	3 Function Wall Diverter	\$164	





3/4" Thermostatic Shower Trim

- 6" x 6" Plate
- 12 gpm @ 45 psi
- Anti-scald
- Integral Stops and Filters
- For Non-Handed Functions
- Requires Separate Volume Control Valve

Model Number	Description	Finish Pricing Group 1	Finish Pricing Group 2
4-472	Cross Handle Trim Only	\$750	\$1800
34THERM	3/4" Thermostatic Valve	\$369	
80002125	3/4" Volume Control	\$99	
80001820	3 Function Wall Diverter	\$164	



Volume Control/Diverter Trim


163-35	Cross Handle Trim Only	\$350	\$700
80002125	3/4" Volume Control	\$99	
80607PHY	1/2" Volume Control	\$89	
80001820	3 Function Wall Diverter	\$164	



Pressure Balance Shower Set

- 6" x 6" Plate
- 6.5 gpm @ 45 psi
- Anti-scald
- Shower Head @ 2.0 gpm

163-21	Cross Handle Complete Set Trim Only	\$1000	\$2000
DFPHY	1/2" Pressure Balance Valve	\$211	



Pressure Balance Shower Plate & Handle Trim

- Less Head, Arm & Flange
- 6" x 6" Plate
- 6.5 gpm @ 45 psi
- Anti-scald

4-472	Cross Handle Trim Only	\$750	\$1500
DFPHY	1/2" Pressure Balance Valve	\$211	



Pressure Balance Tub & Shower Kit

- 6" x 6" Plate
- 6.5 gpm @ 45 psi
- Anti-scald
- Integral Diverter
- Spout Center-Center ___"
- Shower Head @ 2.0 gpm

163-26	Cross Handle Complete Set Trim Only	\$1400	\$2800
DFPHYID	Pressure Balance Tub & Shower Diverter Valve	\$315	

Pressure Balance Shower & Diverter Set (Less Spout)

- 6.5 gpm @ 45 psi
- Anti-scald
- Integral Diverter
- Wall Tub Spout not included
- Shower Head @ 2.0 gpm



Model Number	Description	Finish Pricing Group 1	Finish Pricing Group 2
4-474	Cross Handle Complete Set Trim Only	\$750	\$1700
DFPHYID	Pressure Balance Tub & Shower Diverter Valve	\$315	

Pressure Balance Shower Plate w/ Diverter & Handle Trim Set

- 6.5 gpm @ 45 psi
- Anti-scald
- Integral Diverter
- Wall Tub Spout not included
- Head, Arm & Flange not included



Model Number	Description	Finish Pricing Group 1	Finish Pricing Group 2
4-473	Cross Handle Trim Only	\$750	\$1800
DFPHYID	Pressure Balance Tub & Shower Diverter Valve	\$315	

Deck Tub Set

- Spout Center-Center 9"
- Height 5-1/4"



Model Number	Description	Finish Pricing Group 1	Finish Pricing Group 2
163-40	Cross Handles Complete Set Trim Only	\$1200	\$2400
80001248	Deck Tub Set Valve	\$242	

Deck Tub w/ Hand Shower

- Includes Handle Trim, Hand Shower, 59" Finished Hose and Deck Flange Trim



Model Number	Description	Finish Pricing Group 1	Finish Pricing Group 2
163-48	Cross Handle Complete Set Trim Only	\$1800	\$3000
80001249	Deck Tub Set w/ Hand Shower Valve	\$455	



Wall Tub Set

- Spout Center-Center 8"

Model Number	Description	Finish Pricing Group 1	Finish Pricing Group 2
163-56	Cross Handles Complete Set Trim Only	\$800	\$2000
8090536R	Wall Shower/Wall Tub Valve	\$220	



Floor Mount Tub Spout

- Spout Center-Center 10-1/2"

161-52		\$950	\$3200
---------------	--	-------	--------



Old Tyme

- Spout Center-Center 3-1/2"

163-046	With Quick Connect	\$950	\$3200
3-307	Deck Riser	\$950	\$3200
K2930XFR30	30" Riser	\$950	\$3200
K2930XFR36	36" Riser	\$950	\$3200



Four Hole Bidet Set

- Pop-up drain with lift rod and tailpiece
- Vertical Spray






163-60	Cross Handles	\$1200	\$2400
---------------	---------------	--------	--------



Paper Holder

- Mounting screws included

163-73		\$250	\$500
---------------	--	-------	-------

	Model Number	Description	Finish Pricing Group 1	Finish Pricing Group 2
	Single Post Paper Holder			
	163-74	• Mounting screws included	\$220	\$440
	Towel Bars			
	18" Towel Bar			
	163-70		\$260	\$520
	24" Towel Bar			
	163-71		\$260	\$520
	30" Towel Bar			
	163-72		\$260	\$520
	Towel Ring			
	163-75	• Mounting screws included • 6" Ring Diameter	\$220	\$440
	Robe Hook			
	163-76	• Mounting screws included	\$175	\$358
	Cabinet Knob			
	163-90	• Mounting screws included	\$45	\$90

PHYL RICH[®]

DOLPHIN



Model Number	Description	Finish Pricing Group 1	Finish Pricing Group 2
--------------	-------------	------------------------	------------------------

Widespread Faucet



- Pop-up drain with lift rod and tailpiece
- 1.5 gpm @ 60 psi
- Spout c-c 4-3/4"
- Height 5-7/8"

K101	Dolphin Lever Handles	\$1122	\$1808
-------------	-----------------------	--------	--------

Widespread Faucet



- Pop-up drain with lift rod and tailpiece
- 1.5 gpm @ 60 psi
- Spout c-c 4-3/4"
- Height 5-7/8"

K184	Cut Crystal Lever Handles	\$1122	\$1808
-------------	---------------------------	--------	--------

Wall Lavatory Set



- 1.5 gpm @ 60 psi
- Spout c-c 9-3/8"

WL101	Dolphin Lever Handles Complete Set Trim Only	\$1037	\$1919
8090536RNL	Valve	\$220	

1/2" Mini Thermostatic Valve w/ Volume Control or Diverter



- 2 Handles
- 9" x 4" Plate
- Center-Center 5"
- 6.5 gpm @ 45 psi
- Anti-scald
- Integral Stops and Filters
- Trim Control Can be used with 1-116 or 1-117
- CALGreen Compliant

4-372	Dolphin Lever Handle Complete Set Trim Only	\$750	\$1300
4-400	Cut Crystal Lever Handle Complete Set Trim Only	\$780	\$1300
4-498	Star Fish Handle Complete Set Trim Only	\$750	\$1300
1-116	Valve w/ Volume Control	\$285	
1-117	Valve w/ Diverter	\$335	

**Pressure Balance Tub and Shower Set**

- Back to back installation capability
- Anti-scald
- Temperature control within 3.6°F (2°C) of set point even with a 50% water pressure drop
- K801 Shower Head
- Spout c-c 9-3/8"
- Integral Diverter

Model Number	Description	Finish Pricing Group 1	Finish Pricing Group 2
PB2101	Dolphin Lever Handle Complete Set Trim Only	\$1743	\$3128
DFPHYID	Valve	\$315	
PB2101T0	Plate & Handle Trim Only	\$690	\$1150

**Pressure Balance Tub and Shower Set**

- Back to back installation capability
- Anti-scald
- Temperature control within 3.6°F (2°C) of set point even with a 50% water pressure drop
- K801 Shower Head
- Spout c-c 9-3/8"
- Integral Diverter

PB2184	Cut Crystal Lever Handle Complete Set Trim Only	\$1743	\$3128
DFPHYID	Valve	\$315	
PB2184T0	Plate & Handle Trim Only	\$690	\$1150

**Pressure Balance Shower Set**















- Temperature control within 3.6°F (2°C) of set point even with a 50% water pressure drop
- Anti-scald
- 2.0 gpm @ max
- K801 Shower Head

PB3101	Dolphin Lever Handle Complete Set Trim Only	\$1160	\$1935
DFPHY	Valve	\$211	
PB3101T0	Plate & Handle Trim Only	\$644	\$1093








**Pressure Balance Shower Set**

- Temperature control within 3.6°F (2°C) of set point even with a 50% water pressure drop
- Anti-scald
- 2.0 gpm @ max
- K801 Shower Head







PB3184	Cut Crystal Lever Handle Complete Set Trim Only	\$1160	\$1935
DFPHY	Valve	\$211	
PB3184T0	Plate & Handle Trim Only	\$644	\$1093






	Model Number	Description	Finish Pricing Group 1	Finish Pricing Group 2
	1/2" and 3/4" Thermostatic Shower Trim			
	TH101	Dolphin Lever Handle Trim Only	\$644	\$1093
	34THERM	3/4" Thermostatic Valve	\$369	
	1-115	1/2" Thermostatic Valve	\$219	
	1/2" and 3/4" Thermostatic Shower Trim			
	TH180	Cut Crystal Lever Handle Trim Only	\$644	\$1035
	34THERM	3/4" Thermostatic Valve	\$369	
	1-115	1/2" Thermostatic Valve	\$219	
  	Three Handle Tub and Shower Set			
	K2101	Dolphin Lever Handles with Starfish Diverter Handle Complete Set Trim Only	\$1696	\$2801
	80951PHY	Valve	\$253	
  	Three Handle Tub and Shower Set			
	K2184	Cut Crystal Lever Handles with Round Diverter Handle Complete Set Trim Only	\$1696	\$2801
	80951PHY	Valve	\$253	
  	Two Handle Shower Set			
	K3101	Dolphin Lever Handles Complete Set Trim Only	\$942	\$1559
	8090536R	Valve (8" c-c)	\$220	
  	Two Handle Shower Set			
	K3184	Cut Crystal Lever Handles Complete Set Trim Only	\$942	\$1559
	8090536R	Valve (8" c-c)	\$220	

		Model Number	Description	Finish Pricing Group 1	Finish Pricing Group 2
	Volume Control/Diverter Trim				
	<ul style="list-style-type: none"> Used with 1/2" or 3/4" Volume Control or Diverter 	2PV101A	Dolphin Lever Handle Trim Only	\$339	\$600
	Volume Control/Diverter Trim				
	<ul style="list-style-type: none"> Used with 1/2" or 3/4" Volume Control or Diverter 	2PV180A	Cut Crystal Lever Handle Trim Only	\$339	\$600
	Volume Control/Diverter Trim				
	<ul style="list-style-type: none"> Used with 1/2" or 3/4" Volume Control or Diverter 	3-407	Stasfish Handle Trim Only	\$339	\$600
	1/2" In-Line Stop/Volume Control Valve				
	<ul style="list-style-type: none"> Functions Wall Mount May be ordered in handed pairs for hot and cold installation 	80607PHY		\$89	
	3/4" In-Line Stop/Volume Control Valve				
	<ul style="list-style-type: none"> For Non-Handed Functions Wall Mount May be ordered in handed pairs for hot and cold installation 	80002125		\$99	
	3 Function Wall Diverter Valve				
	<ul style="list-style-type: none"> For Non-Handed Functions Wall Mount (1) 1/2" Inlet (3) 1/2" Outlets Cal Green Compliant 	80001820		\$164	
	Deck Tub Set with Hand Shower				
	<ul style="list-style-type: none"> Hand shower hose length is 59" (1499mm) 	K2101M1	Dolphin Lever Handles Complete Set Trim Only	\$1955	\$3680
	<ul style="list-style-type: none"> Integral check valves for backflow protection K5103 Deck Tub Spout, 3/4" Valves, K6526 Hand Shower, and K6005 Deck Bracket Spout c-c 9" Height 7-3/8" 	80001249	Valve	\$455	



	Model Number	Description	Finish Pricing Group 1	Finish Pricing Group 2
Deck Tub Set with Hand Shower				
	K2184M1	Cut Crystal Lever Handles Complete Set Trim Only	\$1955	\$3680
	80001249	Valve	\$455	
		<ul style="list-style-type: none"> Hand shower hose length is 59" (1499mm) Integral check valves for backflow protection K5103 Deck Tub Spout, 3/4" Valves, K6526 Hand Shower, and K6005 Deck Bracket Spout c-c 9" Height 7-3/8" 		
Deck Tub Set				
	K1101M	Dolphin Lever Handles Complete Set Trim Only	\$1482	\$2530
	80001248	Valve	\$242	
		<ul style="list-style-type: none"> K5103 Deck Tub Spout and 3/4" Valves Spout c-c 9" Height 7-3/8" 		
Deck Tub Set				
	K1184M	Cut Crystal Lever Handles Complete Set Trim Only	\$1482	\$2530
	80001248	Valve	\$242	
		<ul style="list-style-type: none"> K5103 Deck Tub Spout and 3/4" Valves Spout c-c 9" Height 7-3/8" 		
Deck Tub Spout				
	K5103	Spout Only	\$1035	\$1955
		<ul style="list-style-type: none"> Spout c-c 9" Height 7-3/8" 		
Wall Tub Set				
	K1101	Dolphin Lever Handles Complete Set Trim Only	\$1037	\$1919
	8090536R	Valve (8" c-c)	\$220	
		<ul style="list-style-type: none"> Spout c-c 9-3/8" 		
Wall Tub Set				
	K1184	Cut Crystal Lever Handles Complete Set Trim Only	\$1037	\$1919
	8090536R	Valve (8" c-c)	\$220	
		<ul style="list-style-type: none"> Spout c-c 9-3/8" 		
Wall Tub Spout				
	K1101X3	Spout Only	\$618	\$939
		<ul style="list-style-type: none"> Spout c-c 9-3/8" 		

DOLPHIN

		Model Number	Description	Finish Pricing Group 1	Finish Pricing Group 2
	Dolphin Shower Head				
	<ul style="list-style-type: none"> Comes with 8" Arm and Escutcheon 2.0 gpm @ max 	K801		\$465	\$741
	Paper Holder				
	<ul style="list-style-type: none"> Mounting screws included 	KA50		\$432	\$748
	Paper Holder				
	<ul style="list-style-type: none"> Mounting screws included 	KE50	Cut Crystal	\$518	\$892
	Towel Bars				
	18" Towel Bar				
	<ul style="list-style-type: none"> Mounting screws included 	KA65		\$432	\$748
	24" Towel Bar				
	<ul style="list-style-type: none"> Mounting screws included 	KA70		\$432	\$748
	30" Towel Bar				
	<ul style="list-style-type: none"> Mounting screws included 	KA75		\$432	\$748
	Towel Bars				
	18" Towel Bar				
	<ul style="list-style-type: none"> Mounting screws included 	KE65	Cut Crystal	\$529	\$978
	24" Towel Bar				
	<ul style="list-style-type: none"> Mounting screws included 	KE70	Cut Crystal	\$529	\$978
	30" Towel Bar				
	<ul style="list-style-type: none"> Mounting screws included 	KE75	Cut Crystal	\$529	\$978
	Towel Ring				
	<ul style="list-style-type: none"> Mounting screws included 	KA40		\$171	\$259

		Model Number	Description	Finish Pricing Group 1	Finish Pricing Group 2
	Towel Ring				
	• Mounting screws included	KE40	Cut Crystal	\$241	\$364
	Robe Hook				
	• Mounting screws included	KA10		\$176	\$264
	Robe Hook				
	• Mounting screws included	KE10	Cut Crystal	\$206	\$312
	Wall Mounted Soap Dish				
	• Mounting screws included	KA25		\$202	\$345
	Wall Mounted Soap Dish				
	• Mounting screws included	KE25	Cut Crystal	\$333	\$472
	Wall Mounted Glass Holder				
	• Mounting screws included	KA30		\$202	\$345
	Wall Mounted Glass Holder				
	• Mounting screws included	KE30	Cut Crystal	\$304	\$429

DOLPHIN

	Model Number	Description	Finish Pricing Group 1	Finish Pricing Group 2
	Four Hole Bidet Set <ul style="list-style-type: none">• Pop-up drain with lift rod and tailpiece• Vertical Spray			
	K4101	Dolphin Lever Handles	\$1744	\$2441
	Four Hole Bidet Set <ul style="list-style-type: none">• Pop-up drain with lift rod and tailpiece• Vertical Spray			
	K4180	Cut Crystal Lever Handles	\$1380	\$2441

GEORGIAN & BARCELONA



	Model Number	Description	Finish Pricing Group 1	Finish Pricing Group 2
Widespread Faucet				
<ul style="list-style-type: none"> • Pop-up drain with lift rod and tailpiece • 1.5 gpm @ 60 psi • Spout c-c 5-1/8" • Height 4-1/4" 	K141	Lever Handles	\$760	\$1323
Widespread Faucet				
<ul style="list-style-type: none"> • Pop-up drain with lift rod and tailpiece • 1.5 gpm @ 60 psi • Spout c-c 5-1/2" • Height 5-3/8" 	K360	Lever Handles	\$760	\$1323
Widespread Faucet				
<ul style="list-style-type: none"> • Pop-up drain with lift rod and tailpiece • 1.5 gpm @ 60 psi • Spout c-c 5-1/2" • Height 5-3/8" 	K361	Round Handles	\$760	\$1323
Wall Lavatory Set				
<ul style="list-style-type: none"> • 1.5 gpm @ 60 psi • Spout c-c 9-3/8" 	WL141	Lever Handles Complete Set Trim Only	\$690	\$1224
	8090536RNL	Valve (8" c-c)	\$220	
Wall Lavatory Set				
<ul style="list-style-type: none"> • 1.5 gpm @ 60 psi • Spout c-c 9-3/8" 	WL361	Round Handles Complete Set Trim Only	\$690	\$1224
	8090536RNL	Valve (8" c-c)	\$220	



1/2" Mini Thermostatic Valve w/ Volume Control or Diverter

- 2 Handles
- 9" x 4" Plate
- Center-Center 5"
- 6.5 gpm @ 45 psi
- Anti-scald
- Integral Stops and Filters
- Trim Control Can be used with 1-116 or 1-117
- CALGreen Compliant

Model Number	Description	Finish Pricing Group 1	Finish Pricing Group 2
4-376	Lever Handle Complete Set Trim Only	\$625	\$1150
4-382	Round Handle Complete Set Trim Only	\$625	\$1150
1-116	Valve w/ Volume Control	\$285	
1-117	Valve w/ Diverter	\$335	



Pressure Balance Tub and Shower Set

- Back to back installation capability
- Anti-scald
- Temperature control within 3.6°F (2°C) of set point even with a 50% water pressure drop
- K807 Shower Head
- Spout c-c 9-3/8"
- Integral Diverter

PB2141	Lever Handle Complete Set Trim Only	\$1168	\$2185
DFPHYID	Valve	\$315	
PB2141TO	Plate & Handle Trim Only	\$575	\$1035



Pressure Balance Tub and Shower Set

- Back to back installation capability
- Anti-scald
- Temperature control within 3.6°F (2°C) of set point even with a 50% water pressure drop
- K807 Shower Head
- Spout c-c 9-3/8"
- Integral Diverter

PB2361	Round Handle Complete Set Trim Only	\$1168	\$2185
DFPHYID	Valve	\$315	
PB2361TO	Plate & Handle Trim Only	\$575	\$1035



Pressure Balance Shower Set

- Temperature control within 3.6°F (2°C) of set point even with a 50% water pressure drop
- Anti-scald
- 2.0 gpm @ max
- K807 Shower Head

PB3141	Lever Handle Complete Set Trim Only	\$757	\$1265
DFPHY	Valve	\$211	
PB3141TO	Plate & Handle Trim Only	\$518	\$920

Pressure Balance Shower Set



- Temperature control within 3.6°F (2°C) of set point even with a 50% water pressure drop
- Anti-scald
- 2.0 gpm @ max
- K807 Shower Head

Model Number	Description	Finish Pricing Group 1	Finish Pricing Group 2
PB3361	Round Handle Complete Set Trim Only	\$757	\$1265
DFPHY	Valve	\$211	
PB3361T0	Plate & Handle Trim Only	\$518	\$920

1/2" and 3/4" Thermostatic Shower Trim



- Integral stops and filters
- Anti-scald

TH141	Lever Handle Trim Only	\$518	\$920
34THERM	3/4" Thermostatic Valve	\$369	
1-115	1/2" Thermostatic Valve	\$219	

1/2" and 3/4" Thermostatic Shower Trim



- Integral stops and filters
- Anti-scald





TH361	Round Handle Trim Only	\$518	\$920
34THERM	3/4" Thermostatic Valve	\$369	
1-115	1/2" Thermostatic Valve	\$219	







Three Handle Tub and Shower Set



- K807 Shower Head
- Spout c-c 9-3/8"

K2141	Lever Handles with Round Diverter Handle Complete Set Trim Only	\$1116	\$1955
80951PHY	Valve	\$253	

		Model Number	Description	Finish Pricing Group 1	Finish Pricing Group 2
Three Handle Tub and Shower Set					
	• K807 Shower Head	K2361	Round Handles Complete Set Trim Only	\$1116	\$1955
	• Spout c-c 9-3/8"	80951PHY	Valve	\$253	
Two Handle Shower Set					
	• 2.0 gpm @ max	K3141	Lever Handles Complete Set Trim Only	\$692	\$1150
	• K807 Shower Head	8090536R	Valve (8" c-c)	\$220	
Two Handle Shower Set					
	• 2.0 gpm @ max	K3361	Round Handles Complete Set Trim Only	\$692	\$1150
	• K807 Shower Head	8090536R	Valve (8" c-c)	\$220	
Volume Control/Diverter Trim					
	• Used with 1/2" or 3/4" Volume Control or Diverter	2PV141A	Lever Handle Trim Only	\$270	\$336







	Model Number	Description	Finish Pricing Group 1	Finish Pricing Group 2
	Volume Control/Diverter Trim			
	2PV361A	Round Handle Trim Only	\$317	\$400
<ul style="list-style-type: none"> Used with 1/2" or 3/4" Volume Control or Diverter 				
	1/2" In-Line Stop/Volume Control Valve			
	80607PHY		\$89	
<ul style="list-style-type: none"> For Non-Handed Functions Wall Mount May be ordered in handed pairs for hot and cold installation 				
	3/4" In-Line Stop/Volume Control Valve			
	80002125		\$99	
<ul style="list-style-type: none"> For Non-Handed Functions Wall Mount May be ordered in handed pairs for hot and cold installation 				
	3 Function Wall Diverter Valve			
	80001820		\$164	
<ul style="list-style-type: none"> For Non-Handed Functions Wall Mount (1) 1/2" Inlet (3) 1/2" Outlets Cal Green Compliant 				
	Deck Tub Set with Hand Shower			
	K2141P1	Lever Handles Complete Set Trim Only	\$1237	\$2070
	80001249	Valve	\$455	
<ul style="list-style-type: none"> Hand shower hose length is 59" (1499mm) Integral check valves for backflow protection K5141 Deck Tub Spout, 3/4" Valves, K6526 Hand Shower, and K6005 Deck Bracket Spout c-c 9-3/8" Height 6-3/4" 				
	Deck Tub Set with Hand Shower			
	K2361P1	Round Handles Complete Set Trim Only	\$1237	\$2070
	80001249	Valve	\$455	
<ul style="list-style-type: none"> Hand shower hose length is 59" (1499mm) Integral check valves for backflow protection K5141 Deck Tub Spout, 3/4" Valves, K6526 Hand Shower, and K6005 Deck Bracket Spout c-c 9-3/8" Height 6-3/4" 				


GEORGIAN & BARCELONA


GEORGIAN &
BARCELONA

BAROQUE

		Model Number	Description	Finish Pricing Group 1	Finish Pricing Group 2
	Deck Tub Set <ul style="list-style-type: none">• K5141 Deck Tub Spout and 3/4" Valves• Spout c-c 9-3/8"• Height 6-3/4"	K1141P	Lever Handles Complete Set Trim Only	\$863	\$1265
		80001248	Valve	\$242	
	Deck Tub Set <ul style="list-style-type: none">• K5141 Deck Tub Spout and 3/4" Valves• Spout c-c 9-3/8"• Height 6-3/4"	K1361P	Round Handles Complete Set Trim Only	\$863	\$1265
		80001248	Valve	\$242	
	Deck Tub Spout <ul style="list-style-type: none">• Spout c-c 9-3/8"• Height 6-3/4"	K5141	Spout Only	\$575	\$920
	Wall Tub Set <ul style="list-style-type: none">• Spout 7-1/2"	K1141	Lever Handles Complete Set Trim Only	\$690	\$1224
		8090536R	Valve (8" c-c)	\$220	
	Wall Tub Set <ul style="list-style-type: none">• Spout 7-1/2"	K1361	Round Handles Complete Set Trim Only	\$690	\$1224
		8090536R	Valve (8" c-c)	\$220	
	Wall Tub Spout <ul style="list-style-type: none">• Spout c-c 7-1/2"	K1141X3	Spout Only	\$345	\$662
	Georgian Hand Shower With Hose <ul style="list-style-type: none">• Hand shower hose length is 59" (1499mm)	K6526		\$276	\$460

		Model Number	Description	Finish Pricing Group 1	Finish Pricing Group 2
	Paper Holder				
	• Mounting screws included	KPG50		\$305	\$521
	Towel Bars				
	18" Towel Bar				
	• Mounting screws included	KPG65		\$317	\$575
	24" Towel Bar				
	• Mounting screws included	KPG70		\$317	\$575
	30" Towel Bar				
	• Mounting screws included	KPG75		\$317	\$575
	Towel Ring				
	• Mounting screws included	KPG40		\$171	\$242
	Robe Hook				
	• Mounting screws included	KPG10		\$138	\$196
	Wall Mounted Soap Dish				
	• Mounting screws included	KPG25		\$237	\$339
	Wall Mounted Glass Holder				
	• Mounting screws included	KPG30		\$210	\$303

	Model Number	Description	Finish Pricing Group 1	Finish Pricing Group 2
	Four Hole Bidet Set			
	<ul style="list-style-type: none">• Pop-up drain with lift rod and tailpiece• Vertical Spray			
	K4141	Lever Handles	\$1150	\$1840





	Four Hole Bidet Set			
	<ul style="list-style-type: none">• Pop-up drain with lift rod and tailpiece• Vertical Spray			
	K4361	Round Handles	\$1150	\$1840

LOUIS XIV CUT CRYSTAL



LOUIS XIV
CUT CRYSTAL







BAROQUE

	Model Number	Description	Finish Pricing Group 1	Finish Pricing Group 2
Widespread Faucet				
	K180	Cut Crystal Lever Handles	\$995	\$1873
		<ul style="list-style-type: none"> • Pop-up drain with lift rod and tailpiece • 1.5 @ 60 psi • Spout c-c 4-3/8" 		
Wall Lavatory Set				
	WL180	Cut Crystal Lever Handles Complete Set Trim Only	\$1034	\$1447
	8090536RNL	Valve (8" c-c)	\$220	
1/2" Mini Thermostatic Valve w/ Volume Control or Diverter				
	4-400	Cut Crystal Lever Handle Complete Set Trim Only	\$780	\$1300
	1-116	Valve w/ Volume Control	\$285	
	1-117	Valve w/ Diverter	\$335	
Pressure Balance Tub and Shower Set				
	PB2180	Cut Crystal Lever Handle Complete Set Trim Only	\$1283	\$2070
	DFPHYID	Valve	\$315	
	PB2180TO	Plate & Handle Trim Only	\$748	\$1093
		<ul style="list-style-type: none"> • Back to back installation capability • Anti-scald • Temperature control within 3.6°F (2°C) of set point even with a 50% water pressure drop • K807 Shower Head • Spout c-c 9-3/8" • Integral Diverter 		











LOUIS XIV CUT CRYSTAL







LOUIS XIV
CUT CRYSTAL
BAROQUE


		Model Number	Description	Finish Pricing Group 1	Finish Pricing Group 2
	Pressure Balance Shower Set				
	<ul style="list-style-type: none"> • Temperature control within 3.6°F (2°C) of set point even with a 50% water pressure drop • Anti-scald • 2.0 gpm @ max • K807 Shower Head 	PB3180	Cut Crystal Lever Handle Complete Set Trim Only	\$978	\$1380
		DFPHY	Valve	\$211	
		PB3180T0	Plate & Handle Trim Only	\$633	\$1035
	1/2" and 3/4" Thermostatic Shower Set				
	<ul style="list-style-type: none"> • Integral stops and filters • Anti-scald 	TH180	Cut Crystal Lever Handle Trim Only	\$633	\$1035
		34THERM	3/4" Thermostatic Valve	\$369	
		1-115	1/2" Thermostatic Valve	\$219	
	Three Handle Tub and Shower Set				
	<ul style="list-style-type: none"> • K807 Shower Head • Spout c-c 9-3/8" 	K2180	Cut Crystal Lever Handles with Round Diverter Handle Complete Set Trim Only	\$1283	\$2070
		80951PHY	Valve	\$253	
	Two Handle Shower Set				
	<ul style="list-style-type: none"> • 2.0 gpm @ max • K807 Shower Head 	K3180	Cut Crystal Lever Handles Trim Only	\$920	\$1323
		8090536R	Valve (8" c-c)	\$220	
	Volume Control/Diverter Trim				
	<ul style="list-style-type: none"> • Used with 1/2" or 3/4" 	2PV180A	Cut Crystal Lever Handle Trim Only	\$339	\$432

	Model Number	Description	Finish Pricing Group 1	Finish Pricing Group 2
	1/2" In-Line Stop/Volume Control Valve			
	80607PHY	<ul style="list-style-type: none"> For Non-Handed Functions Wall Mount May be ordered in handed pairs for hot and cold installation 	\$89	
	3/4" In-Line Stop/Volume Control Valve			
	80002125	<ul style="list-style-type: none"> For Non-Handed Functions Wall Mount May be ordered in handed pairs for hot and cold installation 	\$99	
	3 Function Wall Diverter Valve			
	80001820	<ul style="list-style-type: none"> For Non-Handed Functions Wall Mount (1) 1/2" Inlet (3) 1/2" Outlets Cal Green Compliant 	\$164	
	Deck Tub Set with Hand Shower			
	K2180G1	Cut Crystal Lever Handles Complete Set	\$2113	\$3565
	80001249	Trim Only		
	Deck Tub Set			
	K1180G	Cut Crystal Lever Handles Complete Set	\$1760	\$2974
	80001248	Trim Only		
	Deck Tub Spout			
	K5123	Spout Only	\$1380	\$2415

LOUIS XIV CUT CRYSTAL

		Model Number	Description	Finish Pricing Group 1	Finish Pricing Group 2
	Wall Tub Set <ul style="list-style-type: none">Spout c-c 5"	K1180	Cut Crystal Lever Handles Complete Set Trim Only	\$1229	\$1717
		8090536R	Valve (8" c-c)	\$220	
	Wall Tub Spout <ul style="list-style-type: none">Spout c-c 5"	K1180X3	Spout Only	\$826	\$1259
	Paper Holder <ul style="list-style-type: none">Mounting screws included	KE50	Cut Crystal	\$518	\$892
	Paper Holder <ul style="list-style-type: none">Mounting screws included	KS50	Swan	\$400	\$598
	18" Towel Bar <ul style="list-style-type: none">Mounting screws included	KE65	Cut Crystal	\$529	\$978
	18" Towel Bar <ul style="list-style-type: none">Mounting screws included	KS65	Swan	\$411	\$598
	24" Towel Bar <ul style="list-style-type: none">Mounting screws included	KE70	Cut Crystal	\$529	\$978
	24" Towel Bar <ul style="list-style-type: none">Mounting screws included	KS70	Swan	\$411	\$617
	30" Towel Bar <ul style="list-style-type: none">Mounting screws included	KE75	Cut Crystal	\$529	\$978
	30" Towel Bar <ul style="list-style-type: none">Mounting screws included	KS75	Swan	\$411	\$634

		Model Number	Description	Finish Pricing Group 1	Finish Pricing Group 2
	Towel Ring				
	<ul style="list-style-type: none"> Mounting screws included 	KE40	Cut Crystal	\$241	\$364
	Towel Ring				
	<ul style="list-style-type: none"> Mounting screws included 	KS40	Swan	\$237	\$358
	Robe Hook				
	<ul style="list-style-type: none"> Mounting screws included 	KE10	Cut Crystal	\$206	\$312
	Robe Hook				
	<ul style="list-style-type: none"> Mounting screws included 	KS10	Swan	\$159	\$233
	Wall Mounted Soap Dish				
	<ul style="list-style-type: none"> Mounting screws included 	KE25	Cut Crystal	\$333	\$472
	Wall Mounted Glass Holder				
	<ul style="list-style-type: none"> Mounting screws included 	KE30	Cut Crystal	\$304	\$429

	Model Number	Description	Finish Pricing Group 1	Finish Pricing Group 2
	K4180	Cut Crystal Lever Handles	\$1380	\$2441

Four Hole Bidet Set

- Pop-up drain with lift rod and tailpiece
- Vertical Spray

MAISON



Model Number	Description	Finish Pricing Group 1	Finish Pricing Group 2
--------------	-------------	------------------------	------------------------

Widespread Faucet

- 1.5 gpm @ 60 psi
- Spout Center-Center 6-7/8"
- Height 6-3/8"

164-01	Blade Handles	\$925	\$1800
---------------	---------------	-------	--------



Wall Lavatory Set

- 1.5 gpm @ 60 psi
- Spout Center-Center 6-7/8"
- Pop-up drain not included

164-11	Blade Handles Complete Set Trim Only	\$725	\$1700
8090536RNL	Wall Lavatory Set Valve	\$220	
901-1	Grid Drain	\$130	\$220



1/2" Mini Thermostatic Valve w/ Volume Control or Diverter

- 2 Handles
- 9" x 4" Plate
- Center-Center 5"
- 6.5 gpm @ 45 psi
- Anti-scald
- Integral Stops and Filters
- Trim Control can be used with 1-116 or 1-117
- CALGreen Compliant

4-311	Blade Handles Complete Set Trim Only	\$650	\$1300
1-116	Valve w/ Volume Control	\$285	
1-117	Valve w/ Diverter	\$335	




1/2" Mini Thermostatic Shower Trim

- 6" x 6" Plate
- 6.5 gpm @ 45 psi
- Anti-scald
- Integral Stops and Filters
- Requires Separate Volume Control Valve and/or Multi Function Diverter

4-469	Blade Handles Complete Set Trim Only	\$550	\$1100
1-115	1/2" Thermostatic Valve	\$219	
80607PHY	1/2" Volume Control	\$89	
80001820	3 Function Wall Diverter	\$164	





3/4" Thermostatic Shower Trim

- 6" x 6" Plate
- 12 gpm @ 45 psi
- Anti-scald
- Integral Stops and Filters
- Requires Separate Volume Control or Diverter

Model Number	Description	Finish Pricing Group 1	Finish Pricing Group 2
4-469	Blade Handle Trim Only	\$550	\$1100
34THERM	3/4" Thermostatic Valve	\$369	
80002125	3/4" Volume Control	\$99	
80001820	3 Function Wall Diverter	\$164	



Volume Control/Diverter Trim

164-35	Blade Handle Trim Only	\$300	\$600
80002125	3/4" Volume Control	\$99	
80607PHY	1/2" Volume Control	\$89	
80001820	3 Function Wall Diverter	\$164	



Pressure Balance Shower Set

- 6" x 6" Plate
- 6.5 gpm @ 45 psi
- Anti-scald
- Shower Head @ 2.0 gpm


164-21	Blade Handle Complete Set Trim Only	\$750	\$1400
DFPHY	1/2" Pressure Balance Valve	\$211	



Pressure Balance Shower Plate & Handle Trim

- Less Head, Arm & Flange
- 6" x 6" Plate
- 6.5 gpm @ 45 psi
- Anti-scald

4-469	Blade Handle Trim Only	\$550	\$1100
DFPHY	1/2" Pressure Balance Valve	\$211	



Pressure Balance Tub & Shower Kit

- 6" x 6" Plate
- 6.5 gpm @ 45 psi
- Anti-scald
- Integral Diverter
- Spout Center-Center 6-7/8"
- Shower Head @ 2.0 gpm

164-26	Blade Handle Complete Set Trim Only	\$900	\$1800
DFPHYID	Pressure Balance Tub & Shower Diverter Valve	\$315	




Pressure Balance Shower & Diverter Set (Less Spout)



- 6.5 gpm @ 45 psi
- Anti-scald
- Integral Diverter
- Wall Tub Spout not included
- Shower Head @ 2.0 gpm

Model Number	Description	Finish Pricing Group 1	Finish Pricing Group 2
4-471	Blade Handle Complete Set Trim Only	\$810	\$1625
DFPHYID	Pressure Balance Tub & Shower Diverter Valve	\$315	

Pressure Balance Shower Plate w/ Diverter & Handle Trim Set



- 6.5 gpm @ 45 psi
- Anti-scald
- Integral Diverter
- Wall Tub Spout not included
- Head, Arm & Flange not included

Model Number	Description	Finish Pricing Group 1	Finish Pricing Group 2
4-470	Blade Handle Trim Only	\$600	\$1200
DFPHYID	Pressure Balance Tub & Shower Diverter Valve	\$315	

Deck Tub Set

- Spout Center-Center 9"
- Height 6-3/8"






Model Number	Description	Finish Pricing Group 1	Finish Pricing Group 2
164-40	Blade Handles Complete Set Trim Only	\$900	\$1800
80001248	Deck Tub Set Valve	\$242	






Deck Tub w/ Hand Shower

- Includes Handle Trim, Hand Shower, 59" Finished Hose and Deck Flange Trim



Model Number	Description	Finish Pricing Group 1	Finish Pricing Group 2
164-48	Blade Handle Complete Set Trim Only	\$1350	\$2700
80001249	Deck Tub Set w/ Hand Shower Valve	\$455	

	Model Number	Description	Finish Pricing Group 1	Finish Pricing Group 2
	Wall Tub Set			
	• Spout Center-Center 8"			
	164-56	Blade Handles Complete Set Trim Only	\$725	\$1700
	8090536R	Wall Shower/Wall Tub Valve	\$220	
	Floor Mount Set			
	• Spout Center-Center 10-1/2"			
	• Spout Height 35-1/2"			
	164-52		\$950	\$1700
	Four Hole Bidet Set			
	• Pop-up drain with lift rod and tailpiece			
	• Vertical Spray			
	164-60	Blade Handles	\$1125	\$2400
	Paper Holder			
	• Mounting screws included			
	164-73	MAISON	\$300	\$500
	163-73	COURONNE	\$179	\$321
	Single Post Paper Holder			
	• Mounting screws included			
	164-74	MAISON	\$250	\$450
	163-74	COURONNE	\$168	\$302

	Model Number	Description	Finish Pricing Group 1	Finish Pricing Group 2
	Towel Bars			
	18" Towel Bar			
	164-70	MAISON	\$335	\$575
	163-70	COURONNE	\$260	\$520
	24" Towel Bar			
	164-71	MAISON	\$335	\$575
	163-71	COURONNE	\$260	\$520
	30" Towel Bar			
	164-72	MAISON	\$335	\$575
163-72	COURONNE	\$260	\$520	
	Towel Ring			
	<ul style="list-style-type: none">Mounting screws included6" Ring Diameter			
	164-75	MAISON	\$250	\$450
	163-75	COURONNE	\$220	\$440
	Robe Hook			
	<ul style="list-style-type: none">Mounting screws included			
	164-76	MAISON	\$125	\$250
	163-76	COURONNE	\$175	\$358
	Cabinet Knob			
	<ul style="list-style-type: none">Mounting screws included			
	163-90		\$45	\$90
	Shower Pull			
	<ul style="list-style-type: none">Mounting Kit included8" Center-Center			
	164-92	Single Mount w/ Inside Knob	\$600	
	164-93	Back to Back Shower Pull Set	\$1200	

PHYL RICH[®]

MARVELLE



Model Number	Description	Finish Pricing Group 1	Finish Pricing Group 2
--------------	-------------	------------------------	------------------------

Widespread Faucet

- 1.5 gpm @ 60 psi
- Spout Center-Center 6"
- Height 5-3/4"

162-01	Cross Handles	\$995	\$2000
--------	---------------	-------	--------



Widespread Faucet

- 1.5 gpm @ 60 psi
- Spout Center-Center 6"
- Height 5-3/4"

162-02	Lever Handles	\$995	\$2000
--------	---------------	-------	--------



Wall Lavatory Set

- 1.5 gpm @ 60 psi
- Spout Center-Center 9-1/2"
- Pop-up drain not included

162-11	Cross Handles Complete Set Trim Only	\$800	\$2000
8090536RNL	Wall Lavatory Set Valve	\$220	
901-1	Grid Drain	\$130	\$220



Wall Lavatory Set

- 1.5 gpm @ 60 psi
- Spout Center-Center 9-1/2"
- Pop-up drain not included

162-12	Lever Handles Complete Set Trim Only	\$800	\$2000
8090536RNL	Wall Lavatory Set Valve	\$220	
901-1	Grid Drain	\$130	\$220





1/2" Mini Thermostatic Valve w/ Volume Control or Diverter

- 2 Handles
- 9" x 4" Plate
- Center-Center 5"
- 6.5 gpm @ 45 psi
- Anti-scald
- Integral Stops and Filters
- Trim Control can be used with 1-116 or 1-117
- CALGreen Compliant

Model Number	Description	Finish Pricing Group 1	Finish Pricing Group 2
4-293	Cross Handles Complete Set Trim Only	\$995	\$2000
4-299	Lever Handles Complete Set Trim Only	\$995	\$2000
1-116	Valve w/ Volume Control	\$285	
1-117	Valve w/ Diverter	\$335	



1/2" Mini Thermostatic Shower Trim

- 6" x 6" Plate
- 6.5 gpm @ 45 psi
- Anti-scald
- Integral Stops and Filters
- Requires Separate Volume Control Valve and/or Multi-Function Diverter

4-475	Cross Handles Trim Only	\$750	\$1500
4-476	Lever Handles Trim Only	\$750	\$1500
1-115	1/2" Thermostatic Valve	\$219	
80607PHY	1/2" Volume Control	\$89	
80001820	3 Function Wall Diverter	\$164	



3/4" Thermostatic Shower Trim

- 6" x 6" Plate
- 12 gpm @ 45 psi
- Anti-scald
- Integral Stops and Filters
- Requires Separate Volume Control Valve

4-475	Cross Handle Trim Only	\$750	\$1800
4-476	Lever Handle Trim Only	\$750	\$1800
34THERM	3/4" Thermostatic Valve	\$369	
80002125	3/4" Volume Control	\$99	
80001820	3 Function Wall Diverter	\$164	

Volume Control/Diverter Trim



162-35	Cross Handle Trim Only	\$350	\$700
80002125	3/4" Volume Control	\$99	
80607PHY	1/2" Volume Control	\$89	
80001820	3 Function Wall Diverter	\$164	

Volume Control/Diverter Trim



162-36	Lever Handle Trim Only	\$350	\$700
80002125	3/4" Volume Control	\$99	
80607PHY	1/2" Volume Control	\$89	
80001820	3 Function Wall Diverter	\$164	

Model
Number

Description

Finish
Pricing
Group 1Finish
Pricing
Group 2**Pressure Balance Shower Set**

- 6" x 6" Plate
- 6.5 gpm @ 45 psi
- Anti-scald
- Shower Head @ 2.0 gpm

162-21	Cross Handle Trim Only	\$1000	\$2000
162-22	Lever Handle Trim Only	\$1000	\$2000
DFPHY	1/2" Pressure Balance Valve	\$211	

Pressure Balance Shower Plate & Handle Trim

- Less Head, Arm & Flange
- 6" x 6" Plate
- 6.5 gpm @ 45 psi
- Anti-scald

4-475	Cross Handle Trim Only	\$750	\$1500
4-476	Lever Handle Trim Only	\$750	\$1500
DFPHY	1/2" Pressure Balance Valve	\$211	

Pressure Balance Tub & Shower Kit

- 6" x 6" Plate
- 6.5 gpm @ 45 psi
- Anti-scald
- Integral Diverter
- Spout Center-Center 9-1/2"
- Shower Head @ 2.0 gpm

162-26	Cross Handle Complete Set Trim Only	\$1400	\$2800
162-27	Lever Handle Complete Set Trim Only	\$1400	\$2800
DFPHYID	Pressure Balance Tub & Shower Diverter Valve	\$315	

Pressure Balance Shower & Diverter Set (Less Spout)







- 6.5 gpm @ 45 psi
- Anti-scald
- Integral Diverter
- Wall Tub Spout not included
- Shower Head @ 2.0 gpm









4-477	Cross Handle Complete Set Trim Only	\$750	\$1700
4-478	Lever Handle Complete Set Trim Only	\$750	\$1700
DFPHYID	Pressure Balance Tub & Shower Diverter Valve	\$315	

Pressure Balance Shower Plate w/ Diverter & Handle Trim Set

- 6.5 gpm @ 45 psi
- Anti-scald
- Integral Diverter
- Wall Tub Spout not included
- Head, Arm & Flange not included

4-479	Cross Handle Trim Only	\$750	\$1800
4-480	Lever Handle Trim Only	\$750	\$1800
DFPHYID	Pressure Balance Tub & Shower Diverter Valve	\$315	

	Model Number	Description	Finish Pricing Group 1	Finish Pricing Group 2
Deck Tub Set				
	162-40	Cross Handles Complete Set Trim Only	\$1200	\$2400
	162-41	Lever Handles Complete Set Trim Only	\$1200	\$2400
	80001248	Deck Tub Set Valve	\$242	
Deck Tub w/ Hand Shower				
	162-48	Cross Handle Complete Set Trim Only	\$1800	\$3000
	162-49	Lever Handle Complete Set Trim Only	\$1800	\$3000
	80001249	Deck Tub Set w/ Hand Shower Valve	\$455	
Wall Tub Set				
	162-56	Cross Handles Complete Set Trim Only	\$800	\$2000
	162-57	Lever Handles Complete Set Trim Only	\$800	\$2000
	8090536R	Wall Shower/Wall Tub Valve	\$220	
Floor Mount Tub Spout				
	162-52	Spout Center-Center 10-1/2"	\$950	\$3200
Old Tyme				
	162-60	Cross Handles	\$1200	\$2400
	162-62	Lever Handles	\$1200	\$2400
	3-307	Deck Riser	\$1200	\$2400
	K2930XFR30	30" Floor Riser	\$1200	\$2400
	K2930XFR36	36" Floor Riser	\$1200	\$2400
Four Hole Bidet Set				
	162-60	Cross Handles	\$1200	\$2400
	162-61	Lever Handles	\$1200	\$2400

		Model Number	Description	Finish Pricing Group 1	Finish Pricing Group 2
	Paper Holder				
	<ul style="list-style-type: none"> Mounting screws included 	162-73		\$250	\$500
	Single Post Paper Holder				
	<ul style="list-style-type: none"> Mounting screws included 	162-74		\$220	\$440
	Towel Bars				
	18" Towel Bar	162-70		\$260	\$520
	24" Towel Bar	162-71		\$260	\$520
	30" Towel Bar	162-72		\$260	\$520
	Towel Ring				
	<ul style="list-style-type: none"> Mounting screws included 6" Ring Diameter 	162-75		\$220	\$440
	Robe Hook				
	<ul style="list-style-type: none"> Mounting screws included 	162-76		\$175	\$358
  	Cabinet Knob				
	<ul style="list-style-type: none"> Mounting screws included 	162-90		\$45	\$90
		162-91		\$55	\$110
		162-92		\$65	\$125

PHYL RICH[®]

REGENT CUT CRYSTAL



Model Number	Description	Finish Pricing Group 1	Finish Pricing Group 2
--------------	-------------	------------------------	------------------------

Widespread Faucet



- Pop-up drain with lift rod and tailpiece
- 1.5 gpm @ 60 psi
- Spout c-c 5-1/8"
- Height 3-5/8"

K181	Cut Crystal Lever Handles	\$995	\$1873
-------------	---------------------------	-------	--------

Widespread Faucet



- Pop-up drain with lift rod and tailpiece
- 1.5 gpm @ 60 psi
- Spout c-c 5-1/2"
- Height 5-3/8"

K280	Cut Crystal Lever Handles	\$995	\$1873
-------------	---------------------------	-------	--------

Wall Lavatory Set



- 1.5 gpm @ 60 psi
- Spout c-c 9-1/2"
- Height 5-3/8"

WL181	Cut Crystal Lever Handles Complete Set Trim Only	\$1272	\$1840
8090536RNL	Valve (8" c-c)	\$220	

1/2" Mini Thermostatic Valve w/ Volume Control or Diverter



- 2 Handles
- 9" x 4" Plate
- Center-Center 5"
- 6.5 gpm @ 45 psi
- Anti-scald
- Integral Stops and Filters
- Trim Control Can be used with 1-116 or 1-117
- CALGreen Compliant

4-206	Cut Crystal Lever Handle Complete Set Trim Only	\$780	\$1300
1-116	Valve w/ Volume Control	\$285	
1-117	Valve w/ Diverter	\$335	

REGENT CUT CRYSTAL

REGENT
CUT CRYSTAL

BAROQUE



Pressure Balance Tub and Shower Set

- Back to back installation capability
- Anti-Scald
- Temperature control within 3.6°F (2°C) of set point even with a 50% water pressure drop
- K803 Shower Head
- Spout c-c 9-3/8"
- Integral Diverter

Model Number	Description	Finish Pricing Group 1	Finish Pricing Group 2
PB2181	Cut Crystal Lever Handle Complete Set Trim Only	\$1168	\$1955
DFPHYID	Valve	\$315	
PB2181T0	Plate & Handle Trim Only	\$748	\$1093



Pressure Balance Shower Set

- Temperature control within 3.6°F (2°C) of set point even with a 50% water pressure drop
- Anti-Scald
- 2.0 gpm @ max
- K803 Shower Head

PB3181	Cut Crystal Lever Handle Complete Set Trim Only	\$863	\$1380
DFPHY	Valve	\$211	
PB3181T0	Plate & Handle Trim Only	\$633	\$1035



1/2" and 3/4" Thermostatic Shower Trim

- Integral stops and filters
- Anti-Scald







TH181	Cut Crystal Lever Handle Trim Only	\$633	\$1035
34THERM	3/4" Thermostatic Valve	\$369	
1-115	1/2" Thermostatic Valve	\$219	



Three Handle Tub and Shower Set

- K803 Shower Head
- Spout c-c 9-3/8"






K2181	Cut Crystal Lever Handles with Round Diverter Handle Complete Set Trim Only	\$1168	\$1955
80951PHY	Valve	\$253	





	Model Number	Description	Finish Pricing Group 1	Finish Pricing Group 2
	Two Handle Shower Set			
	K3181	Cut Crystal Lever Handles Complete Set Trim Only	\$805	\$1323
	8090536R	Valve (8" c-c)	\$220	
	Volume Control/Diverter Trim			
	2PV181A	Cut Crystal Lever Handle Trim Only	\$345	\$442
	1/2" In-Line Stop/Volume Control Valve			
	80607PHY		\$89	
	3/4" In-Line Stop/Volume Control Valve			
	80002125		\$99	
	3 Function Wall Diverter Valve			
	80001820		\$164	
	Deck Tub Set with Hand Shower			
	K2181P1	Cut Crystal Lever Handles Complete Set Trim Only	\$1538	\$2760
	80001249	Valve	\$455	

REGENT CUT CRYSTAL

REGENT
CUT CRYSTAL

BAROQUE






		Model Number	Description	Finish Pricing Group 1	Finish Pricing Group 2
	Deck Tub Set				
	• K5141 Deck Tub Spout and 3/4" Valves	K1181P	Cut Crystal Lever Handles Complete Set Trim Only	\$1070	\$1927
	• Spout c-c 9-5/8"	80001248	Valve	\$242	
	Deck Tub Spout				
	• Spout c-c 9-5/8"	K5141	Spout Only	\$575	\$920
	Wall Tub Set				
	• Spout c-c 7-1/2"	K1181	Cut Crystal Lever Handles Trim Only	\$1272	\$1840
		8090536R	Valve (8" c-c)	\$220	
	Wall Tub Spout				
	• Spout c-c 7-1/2"	K1141X3	Spout Only	\$345	\$662
	Paper Holder				
	• Mounting screws included	KES50	Cut Crystal	\$511	\$768
	Towel Bars				
	18" Towel Bar				
	• Mounting screws included	KES65	Cut Crystal	\$524	\$786
	24" Towel Bar				
	• Mounting screws included	KES70	Cut Crystal	\$524	\$786
	30" Towel Bar				
	• Mounting screws included	KES75	Cut Crystal	\$524	\$786
	Towel Ring				
	• Mounting screws included	KES40	Cut Crystal	\$257	\$387

		Model Number	Description	Finish Pricing Group 1	Finish Pricing Group 2
	Robe Hook				
	<ul style="list-style-type: none"> Mounting screws included 	KES10	Cut Crystal	\$222	\$337
	Wall Mounted Soap Dish				
	<ul style="list-style-type: none"> Mounting screws included 	KES25	Cut Crystal	\$304	\$428
	Wall Mounted Glass Holder				
	<ul style="list-style-type: none"> Mounting screws included 	KES30	Cut Crystal	\$299	\$424
	Four Hole Bidet Set				
	<ul style="list-style-type: none"> Pop-up drain with lift rod and tailpiece Vertical Spray 	K4181	Cut Crystal Lever Handles	\$1553	\$2528

PHYL RICH[®]

RIBBON & REED



	Model Number	Description	Finish Pricing Group 1	Finish Pricing Group 2
Widespread Faucet				
	K137	Lever Handles	\$978	\$1552
<ul style="list-style-type: none">• Pop-up drain with lift rod and tailpiece• 1.5 gpm @ 60 psi• Spout c-c 5-7/8"• Height 3-5/8"				
Widespread Faucet				
	K337	Lever Handles	\$978	\$1552
<ul style="list-style-type: none">• Pop-up drain with lift rod and tailpiece• 1.5 gpm @ 60 psi• Spout c-c 5-1/2"• Height 6-3/8"				
Wall Lavatory Set				
	WL137	Lever Handles Complete Set Trim Only	\$1027	\$2013
<ul style="list-style-type: none">• 1.5 gpm @ 60 psi• Spout c-c 9-3/8"				
8090536RNL Valve (8" c-c)			\$220	
1/2" Mini Thermostatic Valve w/ Volume Contol or Diverter				
	4-435	Lever Handle Complete Set Trim Only	\$725	\$1300
	1-116	Valve w/ Volume Control	\$285	
	1-117	Valve w/ Diverter	\$335	
<ul style="list-style-type: none">• 2 Handles• 9" x 4" Plate• Center-Center 5"• 6.5 gpm @ 45 psi• Anti-scald• Integral Stops and Filters• Trim Control Can be used with 1-116 or 1-117• CALGreen Compliant				
Pressure Balance Tub and Shower Set				
	PB2137	Lever Handle Complete Set Trim Only	\$1225	\$2760
	DFPHYID	Valve	\$315	
	PB2137T0	Plate & Handle Trim Only	\$662	\$920
<ul style="list-style-type: none">• Back to back installation capability• Anti-Scald• Temperature control within 3.6°F (2°C) of set point even with a 50% water pressure drop• K807 Shower Head• Spout c-c 9-3/8"• Integral Diverter				



Pressure Balance Shower Set

- Temperature control within 3.6°F (2°C) of set point even with a 50% water pressure drop
- Anti-Scald
- 2.0 gpm @ max
- K807 Shower Head

Model Number	Description	Finish Pricing Group 1	Finish Pricing Group 2
PB3137	Lever Handle Complete Set Trim Only	\$872	\$1495
DFPHY	Valve	\$315	
PB3137T0	Plate & Handle Trim Only	\$633	\$863



1/2" and 3/4" Thermostatic Shower Trim

- Integral stops and filters
- Anti-scald

TH137	Lever Handle Trim Only	\$633	\$979
34THERM	3/4" Thermostatic Valve	\$369	
1-115	1/2" Thermostatic Valve	\$219	



Three Handle Tub and Shower Set

- K807 Shower Head
- Spout c-c 9-3/8"

K2137	Lever Handles with Round Diverter Handle Complete Set Trim Only	\$1225	\$2415
80951PHY	Valve	\$253	



Two Handle Shower Set

- 2.0 gpm @ max
- K807 Shower Head






K3137	Lever Handles Complete Set Trim Only	\$1035	\$1668
8090536R	Valve (8" c-c)	\$220	



Volume Control/Diverter Trim









- Used with 1/2" or 3/4" Volume Control or Diverter


2PV137A	Lever Handle Trim Only	\$304	\$386
----------------	------------------------	-------	-------

	Model Number	Description	Finish Pricing Group 1	Finish Pricing Group 2
	1/2" In-Line Stop/Volume Control Valve			
	80607PHY	<ul style="list-style-type: none"> For Non-Handed Functions Wall Mount May be ordered in handed pairs for hot and cold installation 	\$89	
	3/4" In-Line Stop/Volume Control Valve			
	80002125	<ul style="list-style-type: none"> For Non-Handed Functions Wall Mount May be ordered in handed pairs for hot and cold installation 	\$99	
	3 Function Wall Diverter Valve			
	80001820	<ul style="list-style-type: none"> For Non-Handed Functions Wall Mount (1) 1/2" Inlet (3) 1/2" Outlets Cal Green Compliant 	\$164	
	Deck Tub Set with Hand Shower			
	K2137R1	Lever Handles Trim Only	\$1481	\$3278
	80001249	Valve	\$455	
	Deck Tub Set			
	K1137R	Lever Handles Trim Only	\$1127	\$2415
	80001248	Valve	\$242	
	Deck Tub Spout			
	K5137	Spout Only	\$805	\$1725

RIBBON & REED

BAROQUE

		Model Number	Description	Finish Pricing Group 1	Finish Pricing Group 2
	Wall Tub Set				
	• Spout c-c 9-3/8"	K1137	Lever Handles Complete Set Trim Only	\$1027	\$2013
		8090536R	Valve (8" c-c)	\$220	
	Wall Tub Spout				
	• Spout c-c 9-3/8"	K1137X3	Spout Only	\$569	\$978
	Paper Holder				
	• Mounting screws included	KR50		\$357	\$748
	Towel Bars				
	18" Towel Bar				
	• Mounting screws included	KR65		\$380	\$762
	24" Towel Bar				
	• Mounting screws included	KR70		\$380	\$762
	30" Towel Bar				
	• Mounting screws included	KR75		\$380	\$762
	Towel Ring				
	• Mounting screws included	KR40		\$189	\$286
	Robe Hook				
	• Mounting screws included	KR10		\$174	\$265
	Wall Mounted Soap Dish				
	• Mounting screws included	KR25		\$202	\$431

	Model Number	Description	Finish Pricing Group 1	Finish Pricing Group 2
	Wall Mounted Glass Holder			
	• Mounting screws included	KR30	\$202	\$493

	Four Hole Bidet Set			
	• Pop-up drain with lift rod and tailpiece • Vertical Spray	K4137	Lever Handles	\$1265 \$2096

PHYL RICH[®]

SWAN



	Model Number	Description	Finish Pricing Group 1	Finish Pricing Group 2
Widespread Faucet				
<ul style="list-style-type: none"> • Pop-up drain with lift rod and tailpiece • 1.5 gpm @ 60 psi • Spout c-c 4" • Height 5-1/4" 	K123	Swan Lever Handles	\$1200	\$2283
Widespread Faucet				
<ul style="list-style-type: none"> • Pop-up drain with lift rod and tailpiece • 1.5 gpm @ 60 psi • Spout c-c 4" • Height 5-1/4" 	K183	Cut Crystal Lever Handles	\$1200	\$2283
Wall Lavatory Set				
<ul style="list-style-type: none"> • 1.5 gpm @ 60 psi • Spout c-c 9-3/8" 	WL123	Swan Lever Handles Complete Set Trim Only	\$1200	\$2028
	8090536RNL	Valve (8" c-c)	\$220	
1/2" Mini Thermostatic Valve w/ Volume Control or Diverter				
<ul style="list-style-type: none"> • 2 Handles • 9" x 4" Plate • Center-Center 5" • 6.5 gpm @ 45 psi • Anti-scald • Integral Stops and Filters • Trim Control Can be used with 1-116 or 1-117 • CALGreen Compliant 	4-443	Swan Lever Handle Complete Set Trim Only	\$880	\$1450
	4-400	Cut Crystal Lever Handle Complete Set Trim Only	\$780	\$1300
	1-116	Valve w/ Volume Control	\$285	
	1-117	Valve w/ Diverter	\$335	

**Pressure Balance Tub and Shower Set**

- Back to back installation capability
- Anti-scald
- Temperature control within 3.6°F (2°C) of set point even with a 50% water pressure drop
- K800 Shower Head
- Spout c-c 6-1/2"
- Integral Diverter

Model Number	Description	Finish Pricing Group 1	Finish Pricing Group 2
PB2123	Swan Lever Handle Complete Set Trim Only	\$1858	\$3450
DFPHYID	Valve	\$315	
PB2123TO	Plate & Handle Trim Only	\$805	\$1265

**Pressure Balance Tub and Shower Set**

- Back to back installation capability
- Anti-scald
- Temperature control within 3.6°F (2°C) of set point even with a 50% water pressure drop
- K800 Shower Head
- Spout c-c 6-1/2"
- Integral Diverter

PB2183	Cut Crystal Lever Handle Complete Set Trim Only	\$1858	\$3450
DFPHYID	Valve	\$315	
PB2183TO	Plate & Handle Trim Only	\$805	\$1265

**Pressure Balance Shower Set**

- Temperature control within 3.6°F (2°C) of set point even with a 50% water pressure drop
- Anti-scald
- 2.0 gpm @ max
- K800 Shower Head

PB3123	Swan Lever Handle Complete Set Trim Only	\$1160	\$1955
DFPHY	Valve	\$211	
PB3123TO	Plate & Handle Trim Only	\$777	\$1208

**Pressure Balance Shower Set**






- Temperature control within 3.6°F (2°C) of set point even with a 50% water pressure drop
- Anti-scald
- 2.0 gpm @ max
- K800 Shower Head

PB3183	Cut Crystal Lever Handle Complete Set Trim Only	\$1160	\$1955
DFPHY	Valve	\$211	
PB3183TO	Plate & Handle Trim Only	\$777	\$1208


**1/2" and 3/4" Thermostatic Shower Trim**











- Integral stops and filters
- Anti-scald








TH123	Swan Lever Handle Trim Only	\$777	\$1208
34THERM	3/4" Thermostatic Valve	\$369	
1-115	1/2" Thermostatic Valve	\$219	


	Model Number	Description	Finish Pricing Group 1	Finish Pricing Group 2
	1/2" and 3/4" Thermostatic Shower Trim			
	TH180	Cut Crystal Lever Handle Trim Only	\$633	\$1035
	34THERM	3/4" Thermostatic Valve	\$369	
	1-115	1/2" Thermostatic Valve	\$219	
	Three Handle Tub and Shower Set			
	K2123	Swan Lever Handles with Round Diverter Handle Complete Set Trim Only	\$1850	\$2530
	80951PHY	Valve	\$253	
	Three Handle Tub and Shower Set			
	K2183	Cut Crystal Lever Handles with Round Diverter Handle Complete Set Trim Only	\$1850	\$1530
	80951PHY	Valve	\$253	
	Two Handle Shower Set			
	K3123	Swan Lever Handles Complete Set Trim Only	\$1150	\$1914
	8090536R	Valve	\$220	
	Two Handle Shower Set			
	K3183	Cut Crystal Lever Handles Trim Only	\$1150	\$1914
	8090536R	Valve	\$220	

	Model Number	Description	Finish Pricing Group 1	Finish Pricing Group 2
Volume Control/Diverter Trim				
	2PV123A	Swan Lever Handle Trim Only	\$397	\$516
Volume Control/Diverter Trim				
	2PV180A	Cut Crystal Lever Handle Trim Only	\$339	\$432
1/2" In-Line Stop/Volume Control Valve				
	80607PHY		\$89	
3/4" In-Line Stop/Volume Control Valve				
	80002125		\$99	
3 Function Wall Diverter Valve				
	80001820		\$164	
Deck Tub Set with Hand Shower				
	K2123G1	Swan Lever Handles Complete Set Trim Only	\$2113	\$3565
	80001249	Valve	\$455	
	<ul style="list-style-type: none">Hand shower hose length is 59" (1499mm)Integral check valves for backflow protectionK5123 Deck Tub Spout, 3/4" Valves, K6526 Hand Shower, and K6005 Deck BracketSpout c-c 7-7/8"Height 13-7/8"			

	Model Number	Description	Finish Pricing Group 1	Finish Pricing Group 2
Deck Tub Set with Hand Shower				
	K2180G1	Cut Crystal Lever Handles Complete Set Trim Only	\$2113	\$3565
	80001249	Valve	\$455	
<ul style="list-style-type: none"> • Hand shower hose length is 59" (1499mm) • Integral check valves for backflow protection • K5123 Deck Tub Spout, 3/4" Valves, K6526 Hand Shower, and K6005 Deck Bracket • Spout c-c 7-7/8" • Height 13-7/8" 				
Deck Tub Set				
	K1123G	Swan Lever Handles Complete Set Trim Only	\$1760	\$2974
	80001248	Valve	\$242	
<ul style="list-style-type: none"> • K5123 Deck Tub Spout and 3/4" Valves • Spout c-c 7-7/8" • Height 13-7/8" 				
Deck Tub Set				
	K1180G	Cut Crystal Lever Handles Complete Set Trim Only	\$1760	\$2974
	80001248	Valve	\$242	
<ul style="list-style-type: none"> • K5123 Deck Tub Spout and 3/4" Valves • Spout c-c 7-7/8" • Height 13-7/8" 				
Deck Tub Spout				
	K5123	Spout Only	\$1380	\$2415
<ul style="list-style-type: none"> • Spout c-c 7-7/8" • Height 13-7/8" 				
Wall Tub Set				
	K1123	Swan Lever Handles Complete Set Trim Only	\$1152	\$1955
	8090536R	Valve (8" c-c)	\$220	
<ul style="list-style-type: none"> • Spout c-c 6-1/2" 				
Wall Tub Set				
	K1183	Cut Crystal Lever Handles Complete Set Trim Only	\$1152	\$1955
	8090536R	Valve (8" c-c)	\$220	
<ul style="list-style-type: none"> • Spout c-c 6-1/2" 				

		Model Number	Description	Finish Pricing Group 1	Finish Pricing Group 2
	Wall Tub Spout <ul style="list-style-type: none">Spout c-c 6-1/2"	K1123X3	Spout Only	\$863	\$1901
	Swan Shower Head <ul style="list-style-type: none">Comes with 8" Arm and Escutcheon2.0 gpm @ max	K800		\$465	\$741
	Paper Holder <ul style="list-style-type: none">Mounting screws included	KE50	Cut Crystal	\$5118	\$892
	Paper Holder <ul style="list-style-type: none">Mounting screws included	KS50	Swan	\$400	\$598
	18" Towel Bar <ul style="list-style-type: none">Mounting screws included	KE65	Cut Crystal	\$529	\$978
	18" Towel Bar <ul style="list-style-type: none">Mounting screws included	KS65	Swan	\$411	\$598
	24" Towel Bar <ul style="list-style-type: none">Mounting screws included	KE70	Cut Crystal	\$529	\$978
	24" Towel Bar <ul style="list-style-type: none">Mounting screws included	KS70	Swan	\$411	\$617
	30" Towel Bar <ul style="list-style-type: none">Mounting screws included	KE75	Cut Crystal	\$529	\$978
	30" Towel Bar <ul style="list-style-type: none">Mounting screws included	KS75	Swan	\$411	\$634

		Model Number	Description	Finish Pricing Group 1	Finish Pricing Group 2
	Towel Ring				
	• Mounting screws included	KE40	Cut Crystal	\$241	\$364
	Towel Ring				
	• Mounting screws included	KS40	Swan	\$237	\$358
	Robe Hook				
	• Mounting screws included	KE10	Cut Crystal	\$206	\$312
	Robe Hook				
	• Mounting screws included	KS10	Swan	\$159	\$233
	Wall Mounted Soap Dish				
	• Mounting screws included	KA25		\$202	\$345
	Wall Mounted Soap Dish				
	• Mounting screws included	KE25	Cut Crystal	\$333	\$472
	Wall Mounted Glass Holder				
	• Mounting screws included	KA30		\$202	\$345

	Model Number	Description	Finish Pricing Group 1	Finish Pricing Group 2
	Wall Mounted Glass Holder			
	KE30	Cut Crystal	\$304	\$429

- Mounting screws included

	Four Hole Bidet Set			
	K4123	Swan Lever Handles	\$2202	\$3082

- Pop-up drain with lift rod and tailpiece
- Vertical Spray

	Four Hole Bidet Set			
	K4180	Cut Crystal Lever Handles	\$1380	\$2441

- Pop-up drain with lift rod and tailpiece
- Vertical Spray

BASIC



Model
Number

Description

Finish
Pricing
Group 1

Finish
Pricing
Group 2

Widespread Faucet



- 12" (305mm) maximum centers
- Pop-up drain with lift rod and tailpiece
- 1.5 gpm @ 60 psi
- Spout c-c 5-3/4"
- Height 10-1/2"

D130

Lever Handles

\$518

\$828

Widespread Faucet



- 12" (305mm) maximum centers
- Pop-up drain with lift rod and tailpiece
- 1.5 gpm @ 60 psi
- Spout c-c 5-3/4"
- Height 8-1/2"

D131

Lever Handles

\$518

\$828

Widespread Faucet



- 12" (305mm) maximum centers
- Pop-up drain with lift rod and tailpiece
- 1.5 gpm @ 60 psi
- Spout c-c 6"
- Height 6-3/8"

D132

Lever Handles

\$518

\$828

Widespread Faucet



- 12" (305mm) maximum centers
- Pop-up drain with lift rod and tailpiece
- 1.5 gpm @ 60 psi
- Spout c-c 5-3/4"
- Height 10-1/2"

D134

Tubular Cross Handles


\$518


\$828


BASIC


CONTEMPORARY


		Model Number	Description	Finish Pricing Group 1	Finish Pricing Group 2
	Widespread Faucet				
	<ul style="list-style-type: none">• 12" (305mm) maximum centers• Pop-up drain with lift rod and tailpiece• 1.5 gpm @ 60 psi• Spout c-c 5-3/4"• Height 8-1/2"	D135	Tubular Cross Handles	\$518	\$828
	Widespread Faucet				
	<ul style="list-style-type: none">• 12" (305mm) maximum centers• Pop-up drain with lift rod and tailpiece• 1.5 gpm @ 60 psi• Spout c-c 6"• Height 6-3/8"	D136	Tubular Cross Handles	\$518	\$828
	Widespread Faucet				
	<ul style="list-style-type: none">• 12" (305mm) maximum centers• Pop-up drain with lift rod and tailpiece• 1.5 gpm @ 60 psi• Spout c-c 5-3/4"• Height 10-1/2"	D137	Blade Cross Handles	\$518	\$828
	Widespread Faucet				
	<ul style="list-style-type: none">• 12" (305mm) maximum centers• Pop-up drain with lift rod and tailpiece• 1.5 gpm @ 60 psi• Spout c-c 5-3/4"• Height 8-1/2"	D138	Blade Cross Handles	\$518	\$828
	Widespread Faucet				
	<ul style="list-style-type: none">• 12" (305mm) maximum centers• Pop-up drain with lift rod and tailpiece• 1.5 gpm @ 60 psi• Spout c-c 6"• Height 6-3/8"	D139	Blade Cross Handles	\$518	\$828
	Wall Lavatory Set				
	<ul style="list-style-type: none">• 1.5 gpm @ 60 psi	DWL130	Lever Handles with 7-1/2" Spout Complete Set Trim Only	\$345	\$690
		DWL130-10	Lever Handles with 10" Spout Complete Set Trim Only	\$400	\$800
		DWL130-12	Lever Handles with 12" Spout Complete Set Trim Only	\$420	\$840
		DWL130-14	Lever Handles with 14" Spout Complete Set Trim Only	\$440	\$880
		8090536RNL	Valve (8" c-c)	\$220	

	Model Number	Description	Finish Pricing Group 1	Finish Pricing Group 2
 <ul style="list-style-type: none"> 1.5 gpm @ 60 psi 	DWL134	Tubular Cross Handles with 7-1/2" Spout Complete Set Trim Only	\$345	\$690
	DWL134-10	Tubular Cross Handles with 10" Spout Complete Set Trim Only	\$400	\$800
	DWL134-12	Tubular Cross Handles with 12" Spout Complete Set Trim Only	\$420	\$840
	DWL134-14	Tubular Cross Handles with 14" Spout Complete Set Trim Only	\$440	\$880
	8090536RNL	Valve (8" c-c)	\$220	

 <ul style="list-style-type: none"> 1.5 gpm @ 60 psi 	DWL137	Blade Cross Handles with 7-1/2" Spout Complete Set Trim Only	\$345	\$690
	DWL137-10	Blade Cross Handles with 10" Spout Complete Set Trim Only	\$400	\$800
	DWL137-12	Blade Cross Handles with 12" Spout Complete Set Trim Only	\$420	\$840
	DWL137-14	Blade Cross Handles with 14" Spout Complete Set Trim Only	\$440	\$880
	8090536RNL	Valve (8" c-c)	\$220	

 <ul style="list-style-type: none"> 2 Handles 9" x 4" Plate Center-Center 5" 6.5 gpm @ 45 psi Anti-scald Integral Stops and Filters Trim Control Can be used with 1-116 or 1-117 CALGreen Compliant 	1/2" Mini Thermostatic Valve w/ Volume Control or Diverter			
	4-344	Lever Handle Complete Set Trim Only	\$375	\$700
	4-350	Tubular Cross Handle Complete Set Trim Only	\$375	\$700
	4-356	Blade Cross Handle Complete Set Trim Only	\$375	\$700
	1-116	Valve w/ Volume Control	\$285	
	1-117	Valve w/ Diverter	\$335	

 <ul style="list-style-type: none"> Back to back installation capability Anti-scald Temperature control within 3.6°F (2°C) of set point even with a 50% water pressure drop D830 Shower Head Spout c-c 7-1/2" Integral Diverter 	Pressure Balance Tub and Shower Set			
	DPB2130	Lever Handle with 7-1/2" Spout Complete Set Trim Only	\$662	\$1150
	DPB2130-10	Lever Handle with 10" Spout Complete Set Trim Only	\$717	\$1434
	DPB2130-12	Lever Handle with 12" Spout Complete Set Trim Only	\$737	\$1474
	DPB2130-14	Lever Handle with 14" Spout Complete Set Trim Only	\$757	\$1514
	DFPHYID	Valve	\$315	
	DPB2130TO	Plate & Handle Trim Only	\$460	\$863

 <ul style="list-style-type: none"> Back to back installation capability Anti-scald Temperature control within 3.6°F (2°C) of set point even with a 50% water pressure drop D830 Shower Head Spout c-c 7-1/2" Integral Diverter 	Pressure Balance Tub and Shower Set			
	DPB2134	Tubular Cross Handle with 7-1/2" Spout Complete Set Trim Only	\$662	\$1150
	DPB2134-10	Tubular Cross Handle with 10" Spout Complete Set Trim Only	\$717	\$1434
	DPB2134-12	Tubular Cross Handle with 12" Spout Complete Set Trim Only	\$737	\$1474
	DPB2134-14	Tubular Cross Handle with 14" Spout Complete Set Trim Only	\$757	\$1514
	DFPHYID	Valve	\$315	
	DPB2130TO	Plate & Handle Trim Only	\$460	\$863



Pressure Balance Tub and Shower Set

- Back to back installation capability
- Anti-scald
- Temperature control within 3.6°F (2°C) of set point even with a 50% water pressure drop
- D830 Shower Head
- Spout c-c 7-1/2"
- Integral Diverter

Model Number	Description	Finish Pricing Group 1	Finish Pricing Group 2
DPB2137	Blade Cross Handle with 7-1/2" Spout Complete Set Trim Only	\$662	\$1150
DPB2137-10	Blade Cross Handle with 10" Spout Complete Set Trim Only	\$717	\$1434
DPB2137-12	Blade Cross Handle with 12" Spout Complete Set Trim Only	\$737	\$1474
DPB2137-14	Blade Cross Handle with 14" Spout Complete Set Trim Only	\$757	\$1514
DFPHYID	Valve	\$315	
DPB2130T0	Plate & Handle Trim Only	\$460	\$863

Pressure Balance Shower Set

- Temperature control within 3.6°F (2°C) of set point even with a 50% water pressure drop
- Anti-scald
- 2.0 gpm @ max
- D830 Shower Head

DPB3130	Lever Handle Complete Set Trim Only	\$354	\$700
DFPHY	Valve	\$211	
DPB3130T0	Plate & Handle Trim Only	\$229	\$460



Pressure Balance Shower Set

- Temperature control within 3.6°F (2°C) of set point even with a 50% water pressure drop
- Anti-scald
- 2.0 gpm @ max
- D830 Shower Head

DPB3134	Tubular Cross Handle Complete Set Trim Only	\$354	\$700
DFPHY	Valve	\$211	
DPB3134T0	Plate & Handle Trim Only	\$229	\$460



Pressure Balance Shower Set

- Temperature control within 3.6°F (2°C) of set point even with a 50% water pressure drop
- Anti-scald
- 2.0 gpm @ max
- D830 Shower Head

DPB3137	Blade Cross Handle Complete Set Trim Only	\$354	\$700
DFPHY	Valve	\$211	
DPB3137T0	Plate & Handle Trim Only	\$229	\$460





1/2" and 3/4" Thermostatic Shower Trim

- Integral stops and filters
- Anti-scald

Model Number	Description	Finish Pricing Group 1	Finish Pricing Group 2
DTH130	Lever Handle Trim Only	\$354	\$700
34THERM	Valve	\$369	
1-115	1/2" Thermostatic Valve	\$219	



1/2" and 3/4" Thermostatic Shower Trim

- Integral stops and filters
- Anti-scald

DTH134	Tubular Cross Handle Trim Only	\$354	\$700
34THERM	Valve	\$369	
1-115	1/2" Thermostatic Valve	\$219	



1/2" and 3/4" Thermostatic Shower Trim

- Integral stops and filters
- Anti-scald

DTH137	Blade Cross Handle Trim Only	\$354	\$700
34THERM	Valve	\$369	
1-115	1/2" Thermostatic Valve	\$219	



Three Handle Tub and Shower Set

- D830 Shower Head



D2130	Lever Handles with 7-1/2" Spout Complete Set Trim Only	\$633	\$1150
D2130-10	Lever Handles with 10" Spout Complete Set Trim Only	\$688	\$1376
D2130-12	Lever Handles with 12" Spout Complete Set Trim Only	\$708	\$1416
D2130-14	Lever Handles with 14" Spout Complete Set Trim Only	\$728	\$1456
80951PHY	Valve	\$253	

Three Handle Tub and Shower Set

- D830 Shower Head
- Spout c-c 7-1/2"



Model Number	Description	Finish Pricing Group 1	Finish Pricing Group 2
D2134	Tubular Cross Handles with 7-1/2" Spout Complete Set Trim Only	\$633	\$1150
D2134-10	Tubular Cross Handles with 10" Spout Complete Set Trim Only	\$688	\$1376
D2134-12	Tubular Cross Handles with 12" Spout Complete Set Trim Only	\$708	\$1416
D2134-14	Tubular Cross Handles with 14" Spout Complete Set Trim Only	\$728	\$1456
80951PHY	Valve	\$253	

Three Handle Tub and Shower Set

- D830 Shower Head
- Spout c-c 7-1/2"



D2137	Blade Cross Handles with 7-1/2" Spout Complete Set Trim Only	\$633	\$1150
D2137-10	Blade Cross Handles with 10" Spout Complete Set Trim Only	\$688	\$1376
D2137-12	Blade Cross Handles with 12" Spout Complete Set Trim Only	\$708	\$1416
D2137-14	Blade Cross Handles with 14" Spout Complete Set Trim Only	\$728	\$1456
80951PHY	Valve	\$253	

Two Handle Shower Set

- 2.0 gpm @ max
- D830 Shower Head



D3130	Lever Handles Complete Set Trim Only	\$483	\$805
8090536R	Valve (8" c-c)	\$220	


Two Handle Shower Set

- 2.0 gpm @ max
- D830 Shower Head




D3134	Tubular Cross Handles Complete Set Trim Only	\$483	\$805
8090536R	Valve (8" c-c)	\$220	

		Model Number	Description	Finish Pricing Group 1	Finish Pricing Group 2
	Two Handle Shower Set <ul style="list-style-type: none"> 2.0 gpm @ max D830 Shower Head 	D3137	Blade Cross Handles Complete Set Trim Only	\$483	\$805
		8090536R	Valve (8" c-c)	\$220	
	Volume Control/Diverter Trim <ul style="list-style-type: none"> Used with 1/2" or 3/4" Volume Control or Diverter 	D2PV130A	Lever Handle Trim Only	\$144	\$242
	Volume Control/Diverter Trim <ul style="list-style-type: none"> Used with 1/2" or 3/4" Volume Control or Diverter 	D2PV134A	Tubular Cross Handle Trim Only	\$144	\$242
	Volume Control/Diverter Trim <ul style="list-style-type: none"> Used with 1/2" or 3/4" Volume Control or Diverter 	D2PV137A	Blade Cross Handle Trim Only	\$144	\$242
	1/2" In-Line Stop/Volume Control Valve <ul style="list-style-type: none"> For Non-Handed Functions Wall Mount May be ordered in handed pairs for hot and cold installation 	80607PHY		\$89	
	3/4" In-Line Stop/Volume Control Valve <ul style="list-style-type: none"> For Non-Handed Functions Wall Mount May be ordered in handed pairs for hot and cold installation 	80002125		\$99	
	3 Function Wall Diverter Valve <ul style="list-style-type: none"> For Non-Handed Functions Wall Mount (1) 1/2" Inlet (3) 1/2" Outlets Cal Green Compliant 	80001820		\$164	


	Model Number	Description	Finish Pricing Group 1	Finish Pricing Group 2
	Deck Tub Set with Hand Shower			
	D2130C1	Lever Handles Complete Set Trim Only	\$704	\$1412
	80001249	Valve	\$455	
	<ul style="list-style-type: none"> Hand shower hose length is 59" (1499mm) Integral check valves for backflow protection D5130 Deck Tub Spout, 3/4" Valves, K6530 Hand Shower, and K6003 Deck Bracket Spout c-c 9" Height 11" 			


	Deck Tub Set with Hand Shower			
	D2134C1	Tubular Cross Handles Complete Set Trim Only	\$704	\$1412
	80001249	Valve	\$455	
	<ul style="list-style-type: none"> Hand shower hose length is 59" (1499mm) Integral check valves for backflow protection D5130 Deck Tub Spout, 3/4" Valves, K6530 Hand Shower, and K6003 Deck Bracket Spout c-c 9" Height 11" 			


	Deck Tub Set with Hand Shower			
	D2137C1	Blade Cross Handles Complete Set Trim Only	\$704	\$1412
	80001249	Valve	\$455	
	<ul style="list-style-type: none"> Hand shower hose length is 59" (1499mm) Integral check valves for backflow protection D5130 Deck Tub Spout, 3/4" Valves, K6530 Hand Shower, and K6003 Deck Bracket Spout c-c 9" Height 11" 			


	Deck Tub Set with Hand Shower			
	D2132D1	Lever Handles Complete Set Trim Only	\$704	\$1412
	80001249	Valve	\$455	
	<ul style="list-style-type: none"> Hand shower hose length is 59" (1499mm) Integral check valves for backflow protection D5132 Deck Tub Spout, 3/4" Valves, K6530 Hand Shower, and K6003 Deck Bracket Spout c-c 9" Height 7-3/4" 			


	Deck Tub Set with Hand Shower			
	D2136D1	Tubular Cross Handles Complete Set Trim Only	\$704	\$1412
	80001249	Valve	\$455	
	<ul style="list-style-type: none"> Hand shower hose length is 59" (1499mm) Integral check valves for backflow protection D5132 Deck Tub Spout, 3/4" Valves, K6530 Hand Shower, and K6003 Deck Bracket Spout c-c 9" Height 7-3/4" 			

	Model Number	Description	Finish Pricing Group 1	Finish Pricing Group 2
	Deck Tub Set with Hand Shower			
	D2139D1	Blade Cross Handles Complete Set Trim Only	\$704	\$1412
	80001249	Valve	\$455	
<ul style="list-style-type: none"> Hand shower hose length is 59" (1499mm) Integral check valves for backflow protection D5132 Deck Tub Spout, 3/4" Valves, K6530 Hand Shower, and K6003 Deck Bracket Spout c-c 9" Height 7-3/4" 				








	Deck Tub Set			
	D1130C	Lever Handles Complete Set Trim Only	\$495	\$938
	80001248	Valve	\$242	
<ul style="list-style-type: none"> D5130 Deck Tub Spout and 3/4" Valves Spout c-c 9" Height 11" 				

	Deck Tub Set			
	D1132D	Lever Handles Complete Set Trim Only	\$495	\$938
	80001248	Valve	\$242	
<ul style="list-style-type: none"> D5132 Deck Tub Spout and 3/4" Valves Spout c-c 9" Height 7-3/4" 				









	Deck Tub Set			
	D1134C	Tubular Cross Handles Complete Set Trim Only	\$495	\$938
	80001248	Valve	\$242	
<ul style="list-style-type: none"> D5130 Deck Tub Spout and 3/4" Valves Spout c-c 9" Height 11" 				







	Deck Tub Set			
	D1136D	Tubular Cross Handles Complete Set Trim Only	\$495	\$938
	80001248	Valve	\$242	
<ul style="list-style-type: none"> D5132 Deck Tub Spout and 3/4" Valves Spout c-c 9" Height 7-3/4" 				

		Model Number	Description	Finish Pricing Group 1	Finish Pricing Group 2
	Deck Tub Set <ul style="list-style-type: none">D5130 Deck Tub Spout and 3/4" ValvesSpout c-c 9"Height 11"	D1137C	Blade Cross Handles Complete Set Trim Only	\$495	\$938
		80001248	Valve	\$220	
	Deck Tub Set <ul style="list-style-type: none">D5132 Deck Tub Spout and 3/4" ValvesSpout c-c 9"Height 7-3/4"	D1139D	Blade Cross Handles Complete Set Trim Only	\$495	\$938
		80001248	Valve	\$220	
	Deck Tub Spout <ul style="list-style-type: none">Spout c-c 9"Height 11"	D5130	Spout Only	\$299	\$479
	Deck Tub Spout <ul style="list-style-type: none">Spout c-c 9"Height 7-3/4"	D5132	Spout Only	\$299	\$479
	Wall Tub Set	D1130	Lever Handles with 7-1/2" Spout Complete Set Trim Only	\$345	\$690
		D1130-10	Lever Handles with 10" Spout Complete Set Trim Only	\$400	\$800
		D1130-12	Lever Handles with 12" Spout Complete Set Trim Only	\$420	\$840
		D1130-14	Lever Handles with 14" Spout Complete Set Trim Only	\$440	\$880
		8090536R	Valve (8" c-c)	\$220	
	Wall Tub Set	D1134	Tubular Cross Handles with 7-1/2" Spout Complete Set Trim Only	\$345	\$690
		D1134-10	Tubular Cross Handles with 10" Spout Complete Set Trim Only	\$400	\$800
		D1134-12	Tubular Cross Handles with 12" Spout Complete Set Trim Only	\$420	\$840
		D1134-14	Tubular Cross Handles with 14" Spout Complete Set Trim Only	\$440	\$880
		8090536R	Valve (8" c-c)	\$220	

	Model Number	Description	Finish Pricing Group 1	Finish Pricing Group 2
	Wall Tub Set			
	D1137	Blade Cross Handles with 7-1/2" Spout Complete Set Trim Only	\$345	\$690
	D1137-10	Blade Cross Handles with 10" Spout Complete Set Trim Only	\$400	\$800
	D1137-12	Blade Cross Handles with 12" Spout Complete Set Trim Only	\$420	\$840
	D1137-14	Blade Cross Handles with 14" Spout Complete Set Trim Only	\$440	\$880
	8090536R	Valve (8" c-c)	\$220	
	Wall Tub Spout			
	D1130X3	7-1/2" Spout Only	\$219	\$345
	D1130X3-10	10" Spout Only	\$274	\$548
	D1130X3-12	12" Spout Only	\$294	\$588
	D1130X3-14	13" Spout Only	\$314	\$628
	Round Hand Shower with Hose			
	K6530	Hand shower hose length is 59" (1499mm)	\$253	\$449
	Single Post Paper Holder			
	DB55	Mounting screws included	\$89	\$142
	Towel Bars			
	18" Towel Bar			
	DB65	Mounting screws included	\$149	\$238
	24" Towel Bar			
	DB70	Mounting screws included	\$149	\$238
	30" Towel Bar			
	DB75	Mounting screws included	\$149	\$238
	Towel Ring			
	DB40	Mounting screws included	\$95	\$150

BASIC


		Model Number	Description	Finish Pricing Group 1	Finish Pricing Group 2
	Towel Rack/Shelf <ul style="list-style-type: none">• Mounting screws included	DB45	Single	\$210	\$336
		DB46	Double	\$340	\$750
					
	Robe Hook <ul style="list-style-type: none">• Mounting screws included	DB10		\$59	\$95
	Deck Soap Dispenser <ul style="list-style-type: none">• Frosted Glass	DB20D		\$117	\$134
	Deck Soap Dish <ul style="list-style-type: none">• Frosted Glass	DB20		\$95	\$150
	Wall Mounted Soap Dish <ul style="list-style-type: none">• Mounting screws included• Frosted Glass	DB25		\$117	\$170
	Wall Mounted Glass Soap Dispenser <ul style="list-style-type: none">• Mounting screws included• Frosted Glass	DB25D		\$105	\$160
	Deck Tumbler <ul style="list-style-type: none">• Frosted Glass	DB35		\$110	\$165

		Model Number	Description	Finish Pricing Group 1	Finish Pricing Group 2
	24" Glass Shelf				
	<ul style="list-style-type: none"> • Mounting screws included • Tempered Glass 	DB100		\$210	\$330
	Wall Mounted Glass Holder				
	<ul style="list-style-type: none"> • Mounting screws included • Frosted Glass 	DB30		\$117	\$170
	Grab Bar				
	<ul style="list-style-type: none"> • Mounting screws included 	DB110		\$263	\$420
	Wall Mounted Bidet				
	<ul style="list-style-type: none"> • Thermostatic Temperature Control with ON/OFF Wall Volume Control and ON/OFF Trigger on Hand Shower. 	130-65	Lever Handles Complete Set Trim Only	\$425	\$850
		1-124	1/2" Mini Therm	\$250	
		1-125	1/2" Volume Control - COLD ONLY	\$125	
	Wall Mounted Bidet				
	<ul style="list-style-type: none"> • Thermostatic Temperature Control with ON/OFF Wall Volume Control and ON/OFF Trigger on Hand Shower. 	134-65	Tubular Cross Handles Complete Set Trim Only	\$425	\$850
		1-124	1/2" Mini Therm	\$250	
		1-125	1/2" Volume Control - COLD ONLY	\$125	
	Wall Mounted Bidet				
	<ul style="list-style-type: none"> • Thermostatic Temperature Control with ON/OFF Wall Volume Control and ON/OFF Trigger on Hand Shower. 	137-65	Blade Cross Handles Complete Set Trim Only	\$425	\$850
		1-124	1/2" Mini Therm	\$250	
		1-125	1/2" Volume Control - COLD ONLY	\$125	


Model Number	Description	Finish Pricing Group 1	Finish Pricing Group 2
--------------	-------------	------------------------	------------------------

	Four Hole Bidet Set		
	<ul style="list-style-type: none">• Pop-up drain with lift rod and tailpiece• Vertical Spray	D4130	Lever Handles

\$978	\$1553
-------	--------

	Four Hole Bidet Set		
	<ul style="list-style-type: none">• Pop-up drain with lift rod and tailpiece• Vertical Spray	D4134	Tubular Cross Handles

\$978	\$1553
-------	--------

	Four Hole Bidet Set		
	<ul style="list-style-type: none">• Pop-up drain with lift rod and tailpiece• Vertical Spray	D4137	Blade Cross Handles

\$978	\$1553
-------	--------

BASIC

CONTEMPORARY

BASIC II



Widespread Faucet

- 1.5 gpm @ 60 psi
- Spout Center-Center 6-1/2"
- Height 9-7/8"

Model Number	Description	Finish Pricing Group 1	Finish Pricing Group 2
230-01	Knurled Handles	\$575	\$1100
230-02	Smooth Handles	\$575	\$1100
230-03	Marble Handles	\$750	\$1200



Widespread Faucet

- 1.5 gpm @ 60 psi
- Spout Center-Center 6-1/2"
- Height 9-7/8"

230-04	Lever Handles	\$575	\$1100
---------------	---------------	-------	--------



Single Lever

- 1.5 gpm @ 60 psi
- Spout Center-Center 4-1/2"
- Height 6"

230-06	Knurled Handle	\$355	\$750
230-07	Smooth Handle	\$355	\$750
230-08	Marble Handle	\$443	\$800



Single Lever


- 1.5 gpm @ 60 psi
- Spout Center-Center 4-1/2"
- Height 6"

230-09	Lever Handle	\$355	\$800
---------------	--------------	-------	-------



BASIC II

CONTEMPORARY

	Model Number	Description	Finish Pricing Group 1	Finish Pricing Group 2
	Wall Lavatory Set			
	230-11	Knurled Handles Complete Set Trim Only	\$400	\$900
	230-12	Smooth Handles Complete Set Trim Only	\$400	\$900
	230-13	Marble Handles Complete Set Trim Only	\$575	\$1000
	8090536RNL	Wall Lavatory Set Valve	\$220	
	901-1	Grid Drain	\$130	\$220

- 1.5 gpm @ 60 psi
- Spout Center-Center 7-1/2"
- Pop-up drain not included

230-11	Knurled Handles Complete Set Trim Only	\$400	\$900
230-12	Smooth Handles Complete Set Trim Only	\$400	\$900
230-13	Marble Handles Complete Set Trim Only	\$575	\$1000
8090536RNL	Wall Lavatory Set Valve	\$220	
901-1	Grid Drain	\$130	\$220

Wall Lavatory Set

- 1.5 gpm @ 60 psi
- Spout Center-Center 7-1/2"
- Pop-up drain not included

230-14	Lever Handles Complete Set Trim Only	\$400	\$900
8090536RNL	Wall Lavatory Set Valve	\$220	
901-1	Grid Drain	\$130	\$220

Single Handle Wall Lavatory Set

- 1.5 gpm @ 60 psi
- Spout Center-Center 7-1/2"
- Pop-up drain not included

230-15	Lever Handle Complete Set Trim Only	\$300	\$900
9090536	Single Handle Wall Valve	\$199	
901-1	Grid Drain	\$130	\$220

1/2" Mini Thermostatic Valve w/ Volume Control or Diverter

- 2 Handles
- 9 x 4" Plate
- Center-Center 5"
- 6.5 gpm @ 45 psi
- Anti-scald
- Integral Stops and Filters
- Trim Control can be used with 1-116 or 1-117
- CALGreen Compliant

4-168	Knurled Handles Complete Set Trim Only	\$400	\$800
4-169	Smooth Handles Complete Set Trim Only	\$400	\$800
4-170	Marble Handles Complete Set Trim Only	\$575	\$900
4-171	Lever Handles Complete Set Trim Only	\$400	\$800
1-116	Valve w/ Volume Control	\$285	
1-117	Valve w/ Diverter	\$335	








1/2" Mini Thermostatic Shower Trim

- 5" Round Plate
- 5" x 5" Plate
- 6.5 gpm @ 45 psi
- Anti-scald
- Integral Stops and Filters
- Requires Separate Volume Control Valve and/or Multi Function Diverter

4-172	Knurled Handle Trim Only, Round Plate	\$300	\$650
4-173	Smooth Handle Trim Only, Round Plate	\$300	\$650
4-174	Marble Handle Trim Only, Round Plate	\$388	\$700
4-175	Lever Handle Trim Only, Round Plate	\$300	\$650
4-176	Knurled Handle Trim Only, Square Plate	\$300	\$650
4-177	Smooth Handle Trim Only, Square Plate	\$300	\$650
4-178	Marble Handle Trim Only, Square Plate	\$388	\$700
4-179	Lever Handle Trim Only, Square Plate	\$300	\$650
1-115	1/2" Thermostatic Valve	\$219	
80607PHY	1/2" Volume Control	\$89	
80001820	3 Function Wall Diverter	\$164	



	Model Number	Description	Finish Pricing Group 1	Finish Pricing Group 2
1/2" Thermostatic Shower Set with Volume Control				
 <ul style="list-style-type: none"> • 2.0 gpm @ 60 psi • 4" Shower Head • ONLY AVAILABLE IN 026, 014 and 015 FINISH • CALGreen Compliant 	230-30	Lever Handles Complete Set Trim Only	\$250	NA
	1-122	1/2" Thermostatic Valve	\$250	
Hand Shower with Volume Control Kit				
 <ul style="list-style-type: none"> • Kit includes Hand Shower, Hose, Integrated Hook, Outlet and Volume Control • ONLY AVAILABLE IN 026, 014 and 015 FINISH 	4-204	Round Hand Shower with Hose	\$275	NA
3/4" Thermostatic Shower Trim				
 <ul style="list-style-type: none"> • 6" x 6" Plate • 6" Round Plate • 12 gpm @ 45 psi • Anti-scald • Integral Stops and Filters • Requires Separate Volume Control Valve or Diverter 	4-180	Knurled Handle Trim Only, Round Plate	\$300	\$650
	4-181	Smooth Handle Trim Only, Round Plate	\$300	\$650
	4-182	Marble Handle Trim Only, Round Plate	\$388	\$700
	4-183	Lever Handle Trim Only, Round Plate	\$300	\$650
	4-184	Knurled Handle Trim Only, Square Plate	\$300	\$650
	4-185	Smooth Handle Trim Only, Square Plate	\$300	\$650
	4-186	Marble Handle Trim Only, Square Plate	\$388	\$700
	4-187	Lever Handle Trim Only, Square Plate	\$300	\$650
	34THERM	3/4" Thermostatic Valve	\$369	
	80002125	3/4" Volume Control	\$99	
	80001820	3 Function Wall Diverter	\$164	
Volume Control/Diverter Trim				
	230-35	Knurled Handle Trim Only	\$140	\$300
	230-36	Smooth Handle Trim Only	\$140	\$300
	230-37	Marble Handle Trim Only	\$228	\$350
	80002125	3/4" Volume Control	\$99	
	80607PHY	1/2" Volume Control	\$89	
	80001820	3 Function Wall Diverter	\$164	
Volume Control/Diverter Trim				
	230-38	Lever Handle Trim Only	\$140	\$300
	80002125	3/4" Volume Control	\$99	
	80607PHY	1/2" Volume Control	\$89	
	80001820	3 Function Wall Diverter	\$164	

**Pressure Balance Shower Set**

- 6" Round Plate
- 6" X 6" Square Plate
- Multi Function Shower Head
- 6.5 gpm @ 45 psi
- Anti-scald
- Shower Head @ 2.0 gpm

Model Number	Description	Finish Pricing Group 1	Finish Pricing Group 2
230-21	Knurled Handle Trim Only, Round Plate	\$525	\$600
230-22	Smooth Handle Trim Only, Round Plate	\$525	\$600
230-23	Marble Handle Trim Only, Round Plate	\$613	\$650
230-24	Lever Handle Trim Only, Round Plate	\$525	\$600
230S-21	Knurled Handle Trim Only, Square Plate	\$525	\$600
230S-22	Smooth Handle Trim Only, Square Plate	\$525	\$600
230S-23	Marble Handle Trim Only, Square Plate	\$613	\$650
230S-24	Lever Handle Trim Only, Square Plate	\$525	\$600
DFPHY	1/2" Pressure Balance Valve	\$211	

**Pressure Balance Shower Plate & Handle Trim**

- Less Head, Arm & Flange
- 6" Round Plate
- 6" X 6" Square Plate
- 6.5 gpm @ 45 psi
- Anti-scald

Model Number	Description	Finish Pricing Group 1	Finish Pricing Group 2
4-180	Knurled Handle Trim Only, Round Plate	\$300	\$600
4-181	Smooth Handle Trim Only, Round Plate	\$300	\$600
4-182	Marble Handle Trim Only, Round Plate	\$388	\$650
4-183	Lever Handle Trim Only, Round Plate	\$300	\$600
4-184	Knurled Handle Trim Only, Square Plate	\$300	\$600
4-185	Smooth Handle Trim Only, Square Plate	\$300	\$600
4-186	Marble Handle Trim Only, Square Plate	\$388	\$650
4-187	Lever Handle Trim Only, Square Plate	\$300	\$600
DFPHY	1/2" Pressure Balance Valve	\$211	

**Pressure Balance Tub & Shower Kit**







- Multi Function Shower Head
- 6" Round Plate
- 6" X 6" Square Plate
- 6.5 gpm @ 45 psi
- Anti-scald
- Integral Diverter
- Spout Center-Center 7 1/2"
- Shower Head @ 2.0 gpm








Model Number	Description	Finish Pricing Group 1	Finish Pricing Group 2
230-26	Knurled Handle Trim Only, Round Plate	\$695	\$1040
230-27	Smooth Handle Trim Only, Round Plate	\$695	\$1040
230-28	Marble Handle Trim Only, Round Plate	\$783	\$1090
230-29	Lever Handle Trim Only, Round Plate	\$695	\$1040
230S-26	Knurled Handle Trim Only, Square Plate	\$695	\$1040
230S-27	Smooth Handle Trim Only, Square Plate	\$695	\$1040
230S-28	Marble Handle Trim Only, Square Plate	\$783	\$1090
230S-29	Lever Handle Trim Only, Square Plate	\$695	\$1040
DFPHYID	Pressure Balance Tub & Shower Diverter Valve	\$315	





**Pressure Balance Shower & Diverter Set (Less Spout)**

- Multi Function Shower Head
- 6" Round Plate
- 6" X 6" Square Plate
- 6.5 gpm @ 45 psi
- Anti-scald
- Integral Diverter
- Wall Tub Spout not included
- Shower Head @ 2.0 gpm

Model Number	Description	Finish Pricing Group 1	Finish Pricing Group 2
4-188	Knurled Handle Trim Only, Round Plate	\$450	\$950
4-189	Smooth Handle Trim Only, Round Plate	\$450	\$950
4-190	Marble Handle Trim Only, Round Plate	\$538	\$1000
4-191	Lever Handle Trim Only, Round Plate	\$450	\$950
4-192	Knurled Handle Trim Only, Square Plate	\$450	\$950
4-193	Smooth Handle Trim Only, Square Plate	\$450	\$950
4-194	Marble Handle Trim Only, Square Plate	\$538	\$1000
4-195	Lever Handle Trim Only, Square Plate	\$450	\$950
DFPHYID	Pressure Balance Tub & Shower Diverter Valve	\$315	

	Model Number	Description	Finish Pricing Group 1	Finish Pricing Group 2
	Pressure Balance Shower Plate w/ Diverter & Handle Trim Set			
	4-196	Knurled Handle, Round Trim Only	\$350	\$650
	4-197	Smooth Handle, Round Trim Only	\$350	\$650
	4-198	Marble Handle, Round Trim Only	\$438	\$700
	4-199	Lever Handle, Round Trim Only	\$350	\$650
	4-200	Knurled Handle, Square Trim Only	\$350	\$650
	4-201	Smooth Handle, Square Trim Only	\$350	\$650
	4-202	Marble Handle, Square Trim Only	\$438	\$700
	4-203	Lever Handle, Square Trim Only	\$350	\$650
	DFPHYID	Pressure Balance Tub & Shower Diverter Valve	\$315	
	Deck Tub Set			
	230-40	Knurled Handles Complete Set Trim Only	\$470	\$1000
	230-41	Smooth Handles Complete Set Trim Only	\$470	\$1000
	230-42	Marble Handles Trim Only	\$650	\$1050
	230-43	Lever Handles Trim Only	\$470	\$1000
	80001248	Deck Tub Set Valve	\$242	
	Deck Tub w/ Hand Shower			
	230-48	Knurled Handles Complete Set Trim Only	\$850	\$1700
	230-49	Smooth Handles Complete Set Trim Only	\$850	\$1700
	230-50	Marble Handles Complete Set Trim Only	\$1113	\$1850
	230-51	Lever Handles Complete Set Trim Only	\$850	\$1700
	80001249	Deck Tub Set w/ Hand Shower Valve	\$455	
	Floor Mount Spout			
	230-52		\$950	\$3200
	Floor Mount Complete Set			
	230-45		\$1650	\$3700
	2-145	Quick Connect	\$100	
	Wall Tub Set			
	230-56	Knurled Handles Complete Set Trim Only	\$400	\$900
	230-57	Smooth Handles Complete Set Trim Only	\$400	\$900
	230-58	Marble Handles Complete Set Trim Only	\$575	\$1000
	230-59	Lever Handles Complete Set Trim Only	\$400	\$900
	8090536R	Wall Shower/Wall Tub Valve	\$220	

		Model Number	Description	Finish Pricing Group 1	Finish Pricing Group 2
	Four Hole Bidet Set <ul style="list-style-type: none"> • Pop-up drain with lift rod and tailpiece • Vertical Spray 	230-60	Knurled Handles	\$1000	\$2000
		230-61	Smooth Handles	\$1000	\$2000
		230-62	Marble Handles	\$1175	\$2100
		230-63	Lever Handles	\$1000	\$2000
	Wall Mounted Bidet <ul style="list-style-type: none"> • Thermostatic Temperature Control with ON/OFF Wall Volume Control and ON/OFF Trigger on Hand Shower 	230-65	Knurled Handle	\$400	\$800
			Complete Set Trim Only		
		230-66	Smooth Handle	\$400	\$800
			Complete Set Trim Only		
		230-67	Marble Handle	\$400	\$800
			Complete Set Trim Only		
		230-68	Lever Handle	\$400	\$800
		1-124	1/2" Mini Therm Valve	\$250	
		1-125	1/2" Volume Control - COLD ONLY	\$125	
	Single Post Paper Holder <ul style="list-style-type: none"> • Mounting screws included 	DB55		\$89	\$142
	Towel Bars 18" Towel Bar 24" Towel Bar 30" Towel Bar	DB65		\$172	\$274
		DB70		\$172	\$274
		DB75		\$172	\$274
	Towel Ring <ul style="list-style-type: none"> • Mounting screws included • 6" Ring Diameter 	DB40		\$110	\$173
	Robe Hook <ul style="list-style-type: none"> • Mounting screws included 	DB10		\$68	\$110
	Cabinet Knob <ul style="list-style-type: none"> • Back Plate included • Mounting screws included 	230-90	Knurled Knob	\$28	\$50
		230-91	Smooth Knob	\$28	\$50
		230-92	Marble Knob	\$42	\$65

	Model Number	Description	Finish Pricing Group 1	Finish Pricing Group 2
SQUARE SHOWER HEAD				
	8" X 8"	3-333	\$425	\$850
	12" X 12"	3-337	\$575	\$1200
ROUND SHOWER HEAD				
	8"	3-334	\$425	\$850
	12"	3-338	\$575	\$1200
STRAIGHT SHOWER ARM (1/2" NPT)				
	4" ARM	812	\$65	\$120
	8" ARM	813	\$75	\$130
	12" ARM	814	\$100	\$180
	FLANGE	811	\$28	\$50
		Flange		
90° ANGLE SHOWER ARM (1/2" NPT)				
	18" ARM	815	\$100	\$200
	24" ARM	816	\$125	\$225
	FLANGE	811	\$28	\$50
		Flange		

PHYLIRICH[®]

MIX



Model Number	Description	Finish Pricing Group 1	Finish Pricing Group 2
--------------	-------------	------------------------	------------------------



Widespread Faucet

- 1.5 gpm @ 60 psi
- Spout Center-Center 5-1/2"
- Height 6-3/4"

290-01	Blade Handles	\$604	\$1,087
--------	---------------	-------	---------



Widespread Faucet

- 1.5 gpm @ 60 psi
- Spout Center-Center 5-1/2"
- Height 6-3/4"

290-02	Lever Handles	\$604	\$1,087
--------	---------------	-------	---------



Widespread Faucet

- 1.5 gpm @ 60 psi
- Spout Center-Center 5-1/2"
- Height 6-3/4"

290-03	Ring Handles	\$604	\$1,087
--------	--------------	-------	---------



Widespread Faucet

- 1.5 gpm @ 60 psi
- Spout Center-Center 5-1/2"
- Height 6-3/4"

290-04	Cube Handles	\$604	\$1,087
--------	--------------	-------	---------

Widespread Faucet

- 1.5 gpm @ 60 psi
- Spout Center-Center 5-1/2"
- Height 4-1/4"

Model Number	Description	Finish Pricing Group 1	Finish Pricing Group 2
290L-01	Blade Handles	\$604	\$1,087

Widespread Faucet

- 1.5 gpm @ 60 psi
- Spout Center-Center 5-1/2"
- Height 4-1/4"

290L-02	Lever Handles	\$604	\$1,087
---------	---------------	-------	---------

Widespread Faucet

- 1.5 gpm @ 60 psi
- Spout Center-Center 5-1/2"
- Height 4-1/4"

290L-03	Ring Handles	\$604	\$1,087
---------	--------------	-------	---------

Widespread Faucet

- 1.5 gpm @ 60 psi
- Spout Center-Center 5-1/2"
- Height 4-1/4"

290L-04	Cube Handles	\$604	\$1,087
---------	--------------	-------	---------

Single Hole Lavatory Faucet

- 1.5 gpm @ 60 psi
- Spout Center-Center 5-1/2"
- Height 6-3/4"




290-06	Blade Handle	\$575	\$992
290-07	Ring Handle	\$575	\$992
290-08	Cube Handle	\$575	\$992

Single Hole Lavatory Faucet


- 1.5 gpm @ 60 psi
- Spout Center-Center 5-1/2"
- Height 4-3/4"




290L-06	Blade Handle	\$575	\$992
290L-07	Ring Handle	\$575	\$992
290L-08	Cube Handle	\$575	\$992

	Model Number	Description	Finish Pricing Group 1	Finish Pricing Group 2
Wall Lavatory Set				
	290-11	Blade Handles Trim Only	\$499	\$898
	290-12	Lever Handles Trim Only	\$499	\$898
	290-13	Ring Handles Trim Only	\$499	\$898
	290-14	Cube Handles Trim Only	\$499	\$898
	8090536RNL	Wall Lavatory Set Valve	\$220	
	901-1	Grid Drain	\$130	\$220

1/2" Mini Thermostatic Valve w/ Volume Control or Diverter

	4-115	Blade Handles Trim Only	\$550	\$950
	4-116	Lever Handles Trim Only	\$550	\$950
	4-117	Ring Handles Trim Only	\$550	\$950
	4-118	Cube Handle Trim Only	\$550	\$950
	1-116	Valve w/ Volume Control	\$285	
	1-117	Valve w/ Diverter	\$335	


1/2" Mini Thermostatic Shower Trim

	4-111	Blade Handle Trim Only	\$473	\$851
	4-112	Lever Handle Trim Only	\$473	\$851
	4-113	Ring Handle Trim Only	\$473	\$851
	4-114	Cube Handle Trim Only	\$473	\$851
	1-115	1/2" Thermostatic Valve	\$219	
	80001820	3 Function Wall Diverter	\$164	

3/4" Thermostatic Shower Trim

	4-111	Blade Handle Trim Only	\$473	\$851
	4-112	Lever Handle Trim Only	\$473	\$851
	4-113	Ring Handle Trim Only	\$473	\$851
	4-114	Cube Handle Trim Only	\$473	\$851
	34THERM	3/4" Thermostatic Valve	\$369	
	80002125	3/4" Volume Control	\$99	
	80001820	3 Function Wall Diverter	\$164	

Volume Control/Diverter Trim

	290-35	Blade Handle Trim Only	\$210	\$378
	290-36	Lever Handle Trim Only	\$210	\$378
	290-37	Ring Handle Trim Only	\$210	\$378
	290-38	Cube Handle Trim Only	\$210	\$378
	80002125	3/4" Volume Control	\$99	
	80607PHY	1/2" Volume Control	\$89	
	80001820	3 Function Wall Diverter	\$164	



Pressure Balance Shower Set

- 6"x6" Plate
- 6.5 gpm @ 45 psi
- Anti-scald
- Shower Head @ 2.0 gpm

Model Number	Description	Finish Pricing Group 1	Finish Pricing Group 2
290-21	Blade Handle Trim Only	\$600	\$1,050
290-22	Lever Handle Trim Only	\$600	\$1,050
290-23	Ring Handle Trim Only	\$600	\$1,050
290-24	Cube Handle Trim Only	\$600	\$1,050
DFPHY	1/2" Pressure Balance Valve	\$211	



Pressure Balance Shower Plate & Handle Trim

- Less Head, Arm & Flange
- 6"x6" Plate
- 6.5 gpm @ 45 psi
- Anti-scald

4-111	Blade Handle Trim Only	\$473	\$851
4-112	Lever Handle Trim Only	\$473	\$851
4-113	Ring Handle Trim Only	\$473	\$851
4-114	Cube Handle Trim Only	\$473	\$851
DFPHY	1/2" Pressure Balance Valve	\$192	



Pressure Balance Tub & Shower Kit

- 6" x 6" Plate
- 6.5 gpm @ 45 psi
- Anti-scald
- Integral Diverter
- Spout Center-Center 8"
- Shower Head @ 2.0 gpm

290-26	Blade Lever Handle Trim Only	\$850	\$1,323
290-27	Lever Handle Trim Only	\$850	\$1,323
290-28	Ring Lever Handle Trim Only	\$850	\$1,323
290-29	Cube Lever Handle Trim Only	\$850	\$1,323
DFPHYID	Pressure Balance Tub & Shower Diverter Valve	\$315	



Pressure Balance Shower and Diverter Set (Less Tub Spout)

- 6" x 6" Plate
- 6.5 gpm @ 45 psi
- Anti-scald
- Integral Diverter
- Wall Tub Spout not included
- Shower Head @ 2.0 gpm

4-142	Blade Handle Trim Only	\$675	\$1,150
4-143	Lever Handle Trim Only	\$675	\$1,150
4-144	Ring Handle Trim Only	\$675	\$1,150
4-145	Cube Handle Trim Only	\$675	\$1,150
DFPHYID	Pressure Balance Tub & Shower Diverter Valve	\$315	

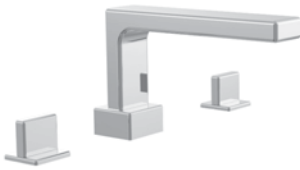



Pressure Balance Shower Plate w/ Diverter & Handle Trim Set


- 6.5 gpm @ 45 psi
- Anti-scald
- Integral Diverter
- Wall Tub Spout not included
- Head, Arm & Flange not included

4-107	Blade Handle Trim Only	\$550	\$900
4-108	Lever Handle Trim Only	\$550	\$900
4-109	Ring Handle Trim Only	\$550	\$900
4-110	Cube Handle Trim Only	\$550	\$900
DFPHYID	Pressure Balance Tub & Shower Diverter Valve	\$315	




	Model Number	Description	Finish Pricing Group 1	Finish Pricing Group 2
	Deck Tub Set			
	<ul style="list-style-type: none"> Spout Center-Center 9" Height 5-1/4" 			
	290-40	Blade Handles Trim Only	\$785	\$1,323
	290-41	Lever Handles Trim Only	\$785	\$1,323
	290-42	Ring Handles Trim Only	\$785	\$1,323
	290-43	Cube Handles Trim Only	\$785	\$1,323
	80001246	Deck Tub Set Valve	\$242	

	Deck Tub Set w/ Hand Shower			
	<ul style="list-style-type: none"> Includes Handle Trim, Hand Shower, 59" Finished Hose and Deck Flange Trim 			
	290-48	Blade Handles Trim Only	\$1,100	\$2,600
	290-49	Lever Handles Trim Only	\$1,100	\$2,600
	290-50	Ring Handles Trim Only	\$1,100	\$2,600
	290-51	Cube Handles Trim Only	\$1,100	\$2,600
	80001247	Deck Tub Set w/ Hand Shower Valve	\$455	

	Wall Tub Set			
	<ul style="list-style-type: none"> Spout Center-Center 8" 			
	290-56	Blade Handles Trim Only	\$499	\$898
	290-57	Lever Handles Trim Only	\$499	\$898
	290-58	Ring Handles Trim Only	\$499	\$898
	290-59	Cube Handles Trim Only	\$499	\$898
	8090536R	Wall Shower/Wall Tub Valve	\$220	
		• Off Set From Handles		
	8090536RNL	Wall Lavatory Set Valve	\$220	
		• Horizontally In-Line With Handles		



	Four Hole Bidet Set			
	<ul style="list-style-type: none"> Pop-up drain with lift rod and tailpiece Vertical Spray 			
	290-60	Blade Handles	\$945	\$1,701
	290-61	Lever Handles	\$945	\$1,701
	290-62	Ring Handles	\$945	\$1,701
	290-63	Cube Handles	\$945	\$1,701

	Model Number	Description	Finish Pricing Group 1	Finish Pricing Group 2
--	--------------	-------------	------------------------	------------------------



Single Post Paper Holder

- Mounting screws included
- 6" Length

290-74	\$168	\$305
--------	-------	-------

Towel Bars

18" Towel Bar

- Mounting screws included

290-70	\$263	\$473
--------	-------	-------



24" Towel Bar

- Mounting screws included

290-71	\$263	\$473
--------	-------	-------

30" Towel Bar

- Mounting screws included

290-72	\$263	\$473
--------	-------	-------

Hand Towel Bar

- Mounting screws included
- 7-1/4" Length

290-75	\$168	\$305
--------	-------	-------



Robe Hook

- Mounting screws included

290-76	\$131	\$236
--------	-------	-------



STRIA



Model Number	Description	Finish Pricing Group 1	Finish Pricing Group 2
--------------	-------------	------------------------	------------------------

Widespread Faucet

- 1.5 gpm @ 60 psi
- Spout Center-Center 5-1/2"
- Height 6-3/4"

291-01	Blade Handles	\$725	\$1,304
--------	---------------	-------	---------



Widespread Faucet

- 1.5 gpm @ 60 psi
- Spout Center-Center 5-1/2"
- Height 6-3/4"

291-02	Lever Handles	\$725	\$1,304
--------	---------------	-------	---------






Widespread Faucet



- 1.5 gpm @ 60 psi
- Spout Center-Center 5-1/2"
- Height 6-3/4"


291-04	Cube Handles	\$725	\$1,304
--------	--------------	-------	---------





		Model Number	Description	Finish Pricing Group 1	Finish Pricing Group 2
	Widespread Faucet				
	<ul style="list-style-type: none">1.5 gpm @ 60 psiSpout Center-Center 5-1/2"Height 4-1/4"				
	291L-01	Blade Handles	\$725	\$1,300	
	Widespread Faucet				
	<ul style="list-style-type: none">1.5 gpm @ 60 psiSpout Center-Center 5-1/2"Height 4-1/4"				
	291L-02	Lever Handles	\$725	\$1,300	
	Widespread Faucet				
	<ul style="list-style-type: none">1.5 gpm @ 60 psiSpout Center-Center 5-1/2"Height 4-1/4"				
	291L-04	Cube Handles	\$725	\$1,300	
	Single Hole Lavatory Faucet				
	<ul style="list-style-type: none">1.5 gpm @ 60 psiSpout Center-Center 5-1/2"Height 6-3/4"				
	291-06	Blade Handle	\$662	\$1191	
	Single Hole Lavatory Faucet				
	<ul style="list-style-type: none">1.5 gpm @ 60 psiSpout Center-Center 5-1/2"Height 6-3/4"				
	291-08	Cube Handle	\$662	\$1191	
	Single Hole Lavatory Faucet				
	<ul style="list-style-type: none">1.5 gpm @ 60 psiSpout Center-Center 5-1/2"Height 4-3/4"				
	291L-06	Blade Handle	\$662	\$1191	
	Single Hole Lavatory Faucet				
	<ul style="list-style-type: none">1.5 gpm @ 60 psiSpout Center-Center 5-1/2"Height 4-3/4"				
	291L-08	Cube Handle	\$662	\$1191	

	Model Number	Description	Finish Pricing Group 1	Finish Pricing Group 2
	Wall Lavatory Set			
		<ul style="list-style-type: none"> 1.5 gpm @ 60 psi Spout Center-Center 8" Pop-up drain not included 		
	291-11	Blade Handles Trim Only	\$550	\$1077
	291-12	Lever Handles Trim Only	\$550	\$1077
	291-14	Cube Handles Trim Only	\$550	\$1077
	8090536RNL	Wall Lavatory Set Valve	\$220	
	901-1	Grid Drain	\$130	\$220

1/2" Mini Thermostatic Valve w/ Volume Control or Diverter				
		<ul style="list-style-type: none"> 2 Handles 4" X 9" Plate 6.5 gpm @ 45 psi Anti-scald Integral Stops and Filters Trim control can be used with 1-116 or 1-117 CALGreen Compliant 		
	4-125	Blade Handles Trim Only	\$675	\$1200
	4-126	Lever Handles Trim Only	\$675	\$1200
	4-127	Cube Handles Trim Only	\$675	\$1200
	1-116	Valve w/ Volume Control	\$285	
	1-117	Valve w/ Diverter	\$335	
				

1/2" Mini Thermostatic Shower Trim				
		<ul style="list-style-type: none"> 6"x6" Plate Anti-scald Integral Stops and Filters For Non-Handed Functions Requires Separate Volume Control Valve and/or Multi Function Diverter 		
	4-122	Blade Handle Trim Only	\$473	\$851
	4-123	Lever Handle Trim Only	\$473	\$851
	4-124	Cube Handle Trim Only	\$473	\$851
	1-115	1/2" Thermostatic Valve	\$219	
	80001820	3 Function Wall Diverter	\$164	

3/4" Thermostatic Shower Trim				
		<ul style="list-style-type: none"> 6"x6" Plate 12 gpm @ 45 psi Anti-scald Integral Stops and Filters For Non-Handed Functions Requires Separate Volume Control Valve 		
	4-122	Blade Handle Trim Only	\$473	\$851
	4-123	Lever Handle Trim Only	\$473	\$851
	4-124	Cube Handle Trim Only	\$473	\$851
	34THERM	3/4" Thermostatic Valve	\$369	
	80002125	1/2" Volume Control	\$89	
	80001820	3 Function Wall Diverter	\$164	

Volume Control/Diverter Trim				
	291-35	Blade Handle Trim Only	\$252	\$454
	291-36	Lever Handle Trim Only	\$252	\$454
	291-38	Cube Handle Trim Only	\$252	\$454
	80002125	3/4" Volume Control	\$99	
	80607PHY	1/2" Volume Control	\$89	
	80001820	3 Function Wall Diverter	\$164	



Pressure Balance Shower Set

- 6"x6" Plate
- 6.5 gpm @45 psi
- Anti-scald
- Shower Head @ 2.0 gpm

Model Number	Description	Finish Pricing Group 1	Finish Pricing Group 2
291-21	Blade Handle Trim Only	\$567	\$1021
291-22	Lever Handle Trim Only	\$567	\$1021
291-24	Cube Handle Trim Only	\$567	\$1021
DFPHY	1/2" Pressure Balance Valve	\$211	



Pressure Balance Shower Plate & Handle Trim

- Less Head, Arm & Flange
- 6"x6" Plate
- 6.5 gpm @ 45 psi
- Anti-scald

4-122	Blade Handle Trim Only	\$473	\$851
4-123	Lever Handle Trim Only	\$473	\$851
4-124	Cube Handle Trim Only	\$473	\$851
DFPHY	1/2" Pressure Balance Valve	\$211	



Pressure Balance Tub & Shower Kit

- 6" x 6" Plate
- 6.5 gpm @ 45 psi
- Anti-scald
- Integral Diverter
- Spout Center-Center 8"
- Shower Head @ 2.0 gpm

291-26	Blade Lever Handle Trim Only	\$735	\$1,323
291-27	Lever Handle Trim Only	\$735	\$1,323
291-29	Cube Lever Handle Trim Only	\$735	\$1,323
DFPHYID	Pressure Balance Tub & Shower Diverter Valve	\$315	



Pressure Balance Shower and Diverter Set (Less Tub Spout)

- 6" x 6" Plate
- 6.5 gpm @ 45 psi
- Anti-scald
- Integral Diverter
- Wall Tub Spout not included
- Shower Head @ 2.0 gpm

4-146	Blade Handle Trim Only	\$578	\$1,040
4-147	Lever Handle Trim Only	\$578	\$1,040
4-148	Cube Handle Trim Only	\$578	\$1,040
DFPHYID	Pressure Balance Tub & Shower Diverter Valve	\$315	




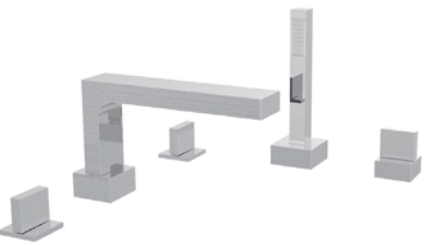
Pressure Balance Shower Plate w/ Diverter & Handle Trim Set


- 6.5 gpm @ 45 psi
- Anti-scald
- Integral Diverter
- Wall Tub Spout not included
- Head, Arm & Flange not included

4-119	Blade Handle Trim Only	\$550	\$900
4-120	Lever Handle Trim Only	\$550	\$900
4-121	Cube Handle Trim Only	\$550	\$900
DFPHYID	Pressure Balance Tub & Shower Diverter Valve	\$315	



	Model Number	Description	Finish Pricing Group 1	Finish Pricing Group 2
Deck Tub Set				
<ul style="list-style-type: none"> Spout Center-Center 9" Height 5-1/4" 	291-40	Blade Handles Trim Only	\$882	\$1,323
	291-41	Lever Handles Trim Only	\$882	\$1,323
	291-43	Cube Handles Trim Only	\$882	\$1,323
	80001246	Deck Tub Set Valve	\$242	

Deck Tub Set w/ Hand Shower				
<ul style="list-style-type: none"> Includes Handle Trim, Hand Shower, 59" Finished Hose and Deck Flange Trim 	291-48	Blade Handles Trim Only	\$1,200	\$2,200
	291-49	Lever Handles Trim Only	\$1,200	\$2,200
	291-51	Cube Handles Trim Only	\$1,200	\$2,200
	80001247	Deck Tub w/ Hand Shower Valve	\$455	


Wall Tub Set				
<ul style="list-style-type: none"> Spout Center-Center 8" 	291-56	Blade Handles Trim Only	\$550	\$1,077
	291-57	Lever Handles Trim Only	\$550	\$1,077
	291-59	Cube Handles Trim Only	\$550	\$1,077
	8090536R	Wall Shower/Wall Tub Valve	\$220	
		• Off Set From Handles		
	8090536RNL	Wall Lavatory Set Valve	\$220	
		• Horizontally In-Line With Handles		







8090536R



8090536RNL

Four Hole Bidet Set				
<ul style="list-style-type: none"> Pop-up drain with lift rod and tailpiece Vertical Spray 	291-60	Blade Handles	\$1,134	\$2,041
	291-61	Lever Handles	\$1,134	\$2,041
	291-63	Cube Handles	\$1,134	\$2,041

		Model Number	Description	Finish Pricing Group 1	Finish Pricing Group 2
	Single Post Paper Holder				
	<ul style="list-style-type: none">• Mounting screws included• 6" Length		291-74	\$202	\$363
	Towel Bars				
	18" Towel Bar				
	<ul style="list-style-type: none">• Mounting screws included		291-70	\$315	\$567
	24" Towel Bar				
	<ul style="list-style-type: none">• Mounting screws included		291-71	\$315	\$567
	30" Towel Bar				
	<ul style="list-style-type: none">• Mounting screws included		291-72	\$315	\$567
	Hand Towel Bar				
	<ul style="list-style-type: none">• Mounting screws included• 7-1/4" Length		291-75	\$202	\$363
	Robe Hook				
	<ul style="list-style-type: none">• Mounting screws included		291-76	\$158	\$284

3RING



		Model Number	Description	Finish Pricing Group 1	Finish Pricing Group 2
Widespread Faucet					
	<ul style="list-style-type: none"> • Pop-up drain with lift rod and tailpiece • 1.5 gpm @ 60 psi • Spout c-c 6-1/4" • Height 5-3/4" 	D205	Straight Lever Handles	\$547	\$1007
Widespread Faucet					
	<ul style="list-style-type: none"> • Pop-up drain with lift rod and tailpiece • 1.5 gpm @ 60 psi • Spout c-c 6-1/4" • Height 5-3/4" 	D206	Curved Lever Handles	\$547	\$1007
Wall Lavatory Set					
	<ul style="list-style-type: none"> • 1.5 gpm @ 60 psi • Spout c-c 7-1/4" 	DWL205	Straight Lever Handles Trim Only	\$462	\$950
		8090536RNL	Valve (8" c-c)	\$220	
Wall Lavatory Set					
	<ul style="list-style-type: none"> • 1.5 gpm @ 60 psi • Spout c-c 7-1/4" 	DWL206	Curved Lever Handles Trim Only	\$462	\$950
		8090536RNL	Valve (8" c-c)	\$220	
1/2" Mini Thermostatic Valve w/ Volume Control or Diverter					
	<ul style="list-style-type: none"> • 2 Handles • 9" x 4" Plate • Center-Center 5" • 6.5 gpm @ 45 psi • Anti-scald • Integral Stops and Filters • Trim Control Can be used with 1-116 or 1-117 • CALGreen Compliant 	4-313	Straight Lever Handles Trim Only	\$475	\$900
		4-319	Curved Lever Handles Trim Only	\$475	\$900
		1-116	Valve w/ Volume Control	\$285	
		1-117	Valve w/ Diverter	\$335	



Pressure Balance Tub and Shower Set

- Back to back installation capability
- Anti-scald
- Temperature control within 3.6°F (2°C) of set point even with a 50% water pressure drop
- K803 Shower Head
- Spout c-c 7-1/4"
- Integral Diverter

Model Number	Description	Finish Pricing Group 1	Finish Pricing Group 2
DPB2205	Complete Set Trim Only	\$534	\$1007
DFPHYID	Valve	\$315	
DPB2205TO	Plate & Handle Trim Only	\$374	\$690



Pressure Balance Tub and Shower Set

- Back to back installation capability
- Anti-scald
- Temperature control within 3.6°F (2°C) of set point even with a 50% water pressure drop
- K803 Shower Head
- Spout c-c 7-1/4"
- Integral Diverter

DPB2206	Complete Set Trim Only	\$534	\$1007
DFPHYID	Valve	\$315	
DPB2206TO	Plate & Handle Trim Only	\$374	\$690



Pressure Balance Shower Set

- Temperature control within 3.6°F (2°C) of set point even with a 50% water pressure drop
- Anti-scald
- 2.0 gpm @ max
- K803 Shower Head


DPB3205	Complete Set Trim Only	\$400	\$863
DFPHY	Valve	\$211	
DPB3205TO	Plate & Handle Trim Only	\$305	\$633




Pressure Balance Shower Set

- Temperature control within 3.6°F (2°C) of set point even with a 50% water pressure drop
- Anti-scald
- 2.0 gpm @ max
- K803 Shower Head

DPB3206	Complete Set Trim Only	\$400	\$863
DFPHY	Valve	\$211	
DPB3206TO	Plate & Handle Trim Only	\$305	\$633

	Model Number	Description	Finish Pricing Group 1	Finish Pricing Group 2
	1/2" and 3/4" Thermostatic Shower Trim			
	DTH205	Plate and Handle Trim Only	\$305	\$633
	34THERM	3/4" Thermostatic Valve	\$369	
	1-115	1/2" Thermostatic Valve	\$219	

	1/2" and 3/4" Thermostatic Shower Trim			
	DTH206	Plate and Handle Trim Only	\$305	\$633
	34THERM	Valve	\$369	
	1-115	1/2" Thermostatic Valve	\$219	

	Three Handle Tub and Shower Set			
	D2205	Straight Lever Handles with Cross Diverter Handle Trim Only	\$713	\$1093
	80951PHY	Valve	\$253	

	Three Handle Tub and Shower Set			
	D2206	Curved Lever Handles with Cross Diverter Handle Trim Only	\$713	\$1093
	80951PHY	Valve	\$253	

**Two Handle Shower Set**

- 2.0 gpm @ max
- K803 Shower Head

Model Number	Description	Finish Pricing Group 1	Finish Pricing Group 2
D3205	Complete Set Trim Only	\$403	\$805
8090536R	Valve	\$220	

**Two Handle Shower Set**

- 2.0 gpm @ max
- K803 Shower Head

D3206	Complete Set Trim Only	\$403	\$805
8090536R	Valve (8" c-c)	\$220	

**Volume Control/Diverter Trim**

- Used with 1/2" or 3/4" Volume Control or Diverter

D2PV205A	Straight Lever Handle Trim Only	\$205	\$335
-----------------	---------------------------------	-------	-------

**Volume Control/Diverter Trim**

- Used with 1/2" or 3/4" Volume Control or Diverter

D2PV206A	Curved Lever Handle Trim Only	\$205	\$335
-----------------	-------------------------------	-------	-------

**1/2" In-Line Stop/Volume Control Valve**








- For Non-Handed Functions
- Wall Mount
- May be ordered in handed pairs for hot and cold installation




80607PHY		\$89	
-----------------	--	------	--


**3/4" In-Line Stop/Volume Control Valve**

- For Non-Handed Functions
- Wall Mount
- May be ordered in handed pairs for hot and cold installation

80002125		\$99	
-----------------	--	------	--

	Model Number	Description	Finish Pricing Group 1	Finish Pricing Group 2
	3 Function Wall Diverter Valve			
	80001820	<ul style="list-style-type: none"> • For Non-Handed Functions • Wall Mount • (1) 1/2" Inlet • (3) 1/2" Outlets • Cal Green Compliant 	\$164	
	Deck Tub Set with Hand Shower			
	D2205E1	Complete Set Trim Only	\$791	\$1466
	80001249	Valve	\$455	
	Deck Tub Set with Hand Shower			
	D2206E1	Complete Set Trim Only	\$791	\$1466
	80001249	Valve	\$455	
	Deck Tub Set			
	D1205E	Complete Set Trim Only	\$447	\$805
	80001248	Valve	\$242	
	Deck Tub Set			
	D1206E	Complete Set Trim Only	\$447	\$805
	80001248	Valve	\$242	
	Deck Tub Spout			
	D5205	Spout Only	\$345	\$679
	Wall Tub Set			
	D1205	Complete Set Trim Only	\$345	\$805
	8090536R	Valve (8" c-c)	\$220	


		Model Number	Description	Finish Pricing Group 1	Finish Pricing Group 2
	Wall Tub Set <ul style="list-style-type: none">• Spout c-c 7-1/4"	D1206	Complete Set Trim Only	\$345	\$805
		8090536R	Valve (8" c-c)	\$220	
	Wall Tub Spout <ul style="list-style-type: none">• Spout c-c 7-1/4"• 1/2" NPT	D1205X3	Spout Only	\$227	\$345
	Paper Holder <ul style="list-style-type: none">• Mounting screws included	KGB50	Large Post Dia.	\$173	\$395
	Towel Bars 18" Towel Bar <ul style="list-style-type: none">• Mounting screws included	KGB65	Large Post Dia.	\$183	\$311
	24" Towel Bar <ul style="list-style-type: none">• Mounting screws included	KGB70	Large Post Dia.	\$183	\$311
	30" Towel Bar <ul style="list-style-type: none">• Mounting screws included	KGB75	Large Post Dia.	\$183	\$311
	Towel Ring <ul style="list-style-type: none">• Mounting screws included	KGB40	Large Post Dia.	\$159	\$243
	Robe Hook <ul style="list-style-type: none">• Mounting screws included	KGB10	Large Post Dia.	\$92	\$150
	Wall Mounted Soap Dish <ul style="list-style-type: none">• Mounting screws included	KGB25	Large Post Dia.	\$202	\$291

	Model Number	Description	Finish Pricing Group 1	Finish Pricing Group 2
	Wall Mounted Glass Holder			
	KGB30	Large Post Dia.	\$198	\$285

- Mounting screws included

	Four Hole Bidet Set			
	D4205	Straight Lever Handles	\$978	\$1553

- Pop-up drain with lift rod and tailpiece
- Vertical Spray

	Four Hole Bidet Set			
	D4206	Curved Lever Handles	\$978	\$1553

- Pop-up drain with lift rod and tailpiece
- Vertical Spray

PHYL RICH[®]

BEADED



Model Number	Description	Finish Pricing Group 1	Finish Pricing Group 2
--------------	-------------	------------------------	------------------------

Widespread Faucet

- 1.5 gpm @ 60 psi
- Spout Center-Center 6"
- Height 6"

207-01	Lever Handles	\$600	\$1100
---------------	---------------	-------	--------



Wall Lavatory Set

- 1.5 gpm @ 60 psi
- Spout Center-Center 9"
- Pop-up drain not included

207-11	Lever Handles Complete Set Trim Only	\$475	\$900
8090536RNL	Wall Lavatory Set Valve	\$220	
901-1	Grid Drain	\$130	\$220



1/2" Mini Thermostatic Valve w/ Volume Control or Diverter

- 2 Handles
- 9" x 4" Plate
- Center-Center 5"
- 6.5 gpm @ 45 psi
- Anti-scald
- Integral Stops and Filters
- Trim Control can be used with 1-116 or 1-117
- CALGreen Compliant

4-131	Lever Handles Complete Set Trim Only	\$475	\$900
1-116	Valve w/ Volume Control	\$285	
1-117	Valve w/ Diverter	\$335	





1/2" Mini Thermostatic Shower Trim


- 7-3/16" Plate
- 6.5 gpm @ 45 psi
- Anti-scald
- Integral Stops and Filters
- Requires Separate Volume Control and/or Multi Function Diverter


4-130	Lever Handles Complete Set Trim Only	\$300	\$600
1-115	1/2" Thermostatic Valve	\$219	
80607PHY	1/2" Volume Control	\$89	
80001820	3 Function Wall Diverter	\$164	





	Model Number	Description	Finish Pricing Group 1	Finish Pricing Group 2
	3/4" Thermostatic Shower Trim			
	4-130	Lever Handle Trim Only	\$300	\$600
	34THERM	3/4" Thermostatic Valve	\$369	
	80002125	3/4" Volume Control	\$99	
	80001820	3 Function Wall Diverter	\$164	
	<ul style="list-style-type: none"> • 7-3/16" Plate • 12 gpm @ 45 psi • Anti-scald • Integral Stops and Filters • Requires Separate Volume Control 			


	Volume Control/Diverter Trim			
	207-35	Lever Handle Trim Only	\$230	\$450
	80002125	3/4" Volume Control	\$99	
	80607PHY	1/2" Volume Control	\$89	
	80001820	3 Function Wall Diverter	\$164	


	Pressure Balance Shower Set			
	207-21	Lever Handle Complete Set Trim Only	\$499	\$980
	DFPHY	1/2" Pressure Balance Valve	\$211	
	<ul style="list-style-type: none"> • 7-3/16" Plate • 6.5 gpm @ 45 psi • Anti-scald • Shower Head @ 2.0 gpm 			

	Pressure Balance Shower Plate & Handle Trim			
	4-130	Lever Handle Complete Set Trim Only	\$300	\$600
	DFPHY	1/2" Pressure Balance Valve	\$211	
	<ul style="list-style-type: none"> • Less Head, Arm & Flange • 7-3/16" Plate • 6.5 gpm @ 45 psi • Anti-scald 			

	Model Number	Description	Finish Pricing Group 1	Finish Pricing Group 2
	Pressure Balance Tub & Shower Kit			
	207-26	Lever Handle Complete Set Trim Only	\$700	\$1200
	DFPHYID	Pressure Balance Tub & Shower Diverter Valve	\$315	
		<ul style="list-style-type: none"> • 7-3/16" Plate • 6.5 gpm @ 45 psi • Anti-scald • Integral Diverter • Spout Center-Center 7-3/8" • Shower Head @ 2.0 gpm 		

	Pressure Balance Shower & Diverter Set (Less Spout)			
	4-481	Lever Handle Complete Set Trim Only	\$400	\$1100
	DFPHYID	Pressure Balance Tub & Shower Diverter Valve	\$315	
		<ul style="list-style-type: none"> • 6.5 gpm @ 45 psi • Anti-scald • Integral Diverter • Wall Tub Spout not included • Shower Head @ 2.0 gpm 		

	Pressure Balance Shower Plate w/ Diverter & Handle Trim Set			
	4-129	Lever Handle Trim Only	\$499	\$980
	DFPHYID	Pressure Balance Tub & Shower Diverter Valve	\$315	
		<ul style="list-style-type: none"> • 6.5 gpm @ 45 psi • Anti-scald • Integral Diverter • Wall Tub Spout not included • Head, Arm & Flange not included 		

	Deck Tub Set			
	207-40	Lever Handles Trim Only	\$525	\$950
	80001248	Deck Tub Set Valve	\$242	
		<ul style="list-style-type: none"> • Spout Center-Center 9" • Height 7-5/8" 		

	Model Number	Description	Finish Pricing Group 1	Finish Pricing Group 2
Deck Tub w/ Hand Shower				
<ul style="list-style-type: none"> Includes Handle Trim, Hand Shower, 59" Finished Hose and Deck Flange Trim 	207-48	Lever Handle Complete Set Trim Only	\$835	\$1500
	80001249	Deck Tub Set w/ Hand Shower Valve	\$455	

**Wall Tub Set**

- Spout Center-Center 8"

207-56	Lever Handles Complete Set Trim Only	\$475	\$900
8090536R	Wall Shower/Wall Tub Valve	\$220	

**Floor Mount Set**

- Spout Center-Center 10-1/2"








207-44		\$950	\$1700
---------------	--	-------	--------

**Four Hole Bidet Set**

- Pop-up drain with lift rod and tailpiece
- Vertical Spray

207-60	Lever Handles	\$1000	\$20000
---------------	---------------	--------	---------



		Model Number	Description	Finish Pricing Group 1	Finish Pricing Group 2
	Paper Holder				
	<ul style="list-style-type: none"> Mounting screws included 	207-73		\$179	\$321
	Single Post Paper Holder				
	<ul style="list-style-type: none"> Mounting screws included 	207-74		\$139	\$270
	Towel Bars				
	18" Towel Bar	207-70		\$179	\$321
	24" Towel Bar	207-71		\$179	\$321
	30" Towel Bar	207-72		\$179	\$321
	Towel Ring				
	<ul style="list-style-type: none"> Mounting screws included 6" Ring Diameter 	207-75		\$139	\$236
 	Robe Hook				
	<ul style="list-style-type: none"> Mounting screws included 	207-76	Single Hook	\$84	\$165
		207-77	Double Hook	\$98	\$176
	Cabinet Knob				
	<ul style="list-style-type: none"> Mounting screws included 	207-90		\$37	\$60

PHYL RICH[®]

CARRARA



Widespread Faucet

- Pop-up drain with lift rod and tailpiece
- 1.5 gpm @ 60 psi
- Spout c-c 6-1/4"
- Height 5-1/8"

Model Number	Description	Finish Pricing Group 1	Finish Pricing Group 2
K158B	White Marble Lever Handles	\$780	\$1252
K158C	Black Marble Lever Handles	\$780	\$1252
K158D	Beige Marble Lever Handles	\$780	\$1252
K158F	Green Marble Lever Handles	\$780	\$1252

1/2" Mini Thermostatic Valve w/ Volume Control or Diverter

- 2 Handles
- 9" x 4" Plate
- Center-Center 5"
- 6.5 gpm @ 45 psi
- Anti-scald
- Integral Stops and Filters
- Trim Control Can be used with 1-116 or 1-117
- CALGreen Compliant



4-361B	White Marble Lever Handles	\$650	\$1100
4-361C	Black Marble Lever Handles	\$650	\$1100
4-361D	Beige Marble Lever Handles	\$650	\$1100
4-361F	Green Marble Lever Handles	\$650	\$1100
1-116	Valve w/ Volume Control	\$285	
1-117	Valve w/ Diverter	\$335	

Pressure Balance Tub and Shower Set

- Back to back installation capability
- Anti-scald
- Temperature control within 3.6°F (2°C) of set point even with a 50% water pressure drop
- K803 Shower Head
- Spout c-c 7-3/4"
- Integral Diverter



PB2158B	White Marble Lever Handle	\$863	\$1380
PB2158BTO	Complete Set Trim Only		
PB2158C	Black Marble Lever Handle	\$578	\$777
PB2158C	Complete Set Trim Only	\$863	\$1380
PB2158CTO	Plate & Handle Trim Only	\$578	\$777
PB2158D	Beige Marble Lever Handle	\$863	\$1380
PB2158D	Complete Set Trim Only		
PB2158DTO	Plate & Handle Trim Only	\$578	\$777
PB2158F	Green Marble Lever Handle	\$863	\$1380
PB2158F	Complete Set Trim Only		
PB2158FTO	Plate & Handle Trim Only	\$578	\$777
DFPHYID	Valve	\$315	



Pressure Balance Shower Set

- Temperature control within 3.6°F (2°C) of set point even with a 50% water pressure drop
- Anti-scald
- 2.0 gpm @ max
- K803 Shower Head

Model Number	Description	Finish Pricing Group 1	Finish Pricing Group 2
PB3158B	White Marble Lever Handle Complete Set Trim Only	\$690	\$1122
PB3158BT0	Plate & Handle Trim Only	\$460	\$748
PB3158C	Black Marble Lever Handle Complete Set Trim Only	\$690	\$1122
PB3158CT0	Plate & Handle Trim Only	\$460	\$748
PB3158D	Beige Marble Lever Handle Complete Set Trim Only	\$690	\$1122
PB3158DT0	Plate & Handle Trim Only	\$460	\$748
PB3158F	Green Marble Lever Handle Complete Set Trim Only	\$690	\$1122
PB3158FT0	Plate & Handle Trim Only	\$460	\$748
DFPHY	Valve	\$211	

1/2" and 3/4" Thermostatic Shower Trim

- Integral stops and filters
- Anti-scald




TH158B	White Marble Lever Handle Trim Only	\$577	\$978
TH158C	Black Marble Lever Handle Trim Only	\$577	\$978
TH158D	Beige Marble Lever Handle Trim Only	\$577	\$978
TH158F	Green Marble Lever Handle Trim Only	\$577	\$978
34THERM	Valve	\$369	
1-115	1/2" Thermostatic Valve	\$219	


Three Handle Tub and Shower Set


- K803 Shower Head
- Spout c-c 7-3/4"





K2158B	White Marble Lever Handles with Cross Diverter Handle Complete Set Trim Only	\$886	\$1265
K2158BT0	Handle Trim Only	\$518	\$863
K2158C	Black Marble Lever Handles with Cross Diverter Handle Complete Set Trim Only	\$886	\$1265
K2158CT0	Handle Trim Only	\$518	\$863
K2158D	Beige Marble Lever Handles with Cross Diverter Handle Complete Set Trim Only	\$886	\$1265
K2158DT0	Handle Trim Only	\$518	\$863
K2158F	Green Marble Lever Handles with Cross Diverter Handle Complete Set Trim Only	\$886	\$1265
K2158FT0	Handle Trim Only	\$518	\$863
80951PHY	Valve	\$253	






	Model Number	Description	Finish Pricing Group 1	Finish Pricing Group 2
	Two Handle Shower Set			
	K3158B	White Marble Lever Handles Complete Set Trim Only	\$634	\$1142
	K3158C	Black Marble Lever Handles Complete Set Trim Only	\$634	\$1142
	K3158D	Beige Marble Lever Handles Complete Set Trim Only	\$634	\$1142
	K3158F	Green Marble Lever Handles Complete Set Trim Only	\$634	\$1142
	8090536R	Valve (8" c-c)	\$220	







	Volume Control/Diverter Trim			
	2PV158BA	White Marble Lever Handle Trim Only	\$267	\$331
	2PV158CA	Black Marble Lever Handle Trim Only	\$267	\$331
	2PV158DA	Beige Marble Lever Handle Trim Only	\$267	\$331
	2PV158FA	Green Marble Lever Handle Trim Only	\$267	\$331

	1/2" In-Line Stop/Volume Control Valve			
	80607PHY		\$89	

	3/4" In-Line Stop/Volume Control Valve			
	80002125		\$99	

	3 Function Wall Diverter Valve			
	80001820		\$164	

	Model Number	Description	Finish Pricing Group 1	Finish Pricing Group 2
Deck Tub Set with Hand Shower				
	K2158BT1	White Marble Lever Handles Complete Set Trim Only	\$1139	\$2027
	K2158CT1	Black Marble Lever Handles Complete Set Trim Only	\$1139	\$2027
	K2158DT1	Beige Marble Lever Handles Complete Set Trim Only	\$1139	\$2027
	K2158FT1	Green Marble Lever Handles Complete Set Trim Only	\$1139	\$2027
	80001249	Valve	\$455	
<ul style="list-style-type: none"> Hand shower hose length is 59" (1499mm) Integral check valves for backflow protection K5120 Deck Tub Spout, 3/4" Valves, K6539 White, K6540 Black, K6541 Beige, or K6542 Green Marble Hand Shower, and K6005 Deck Bracket Spout c-c 9-1/2" Height 7-3/8" 				
Deck Tub Set				
	K1158BT	White Marble Lever Handles Complete Set Trim Only	\$840	\$1428
	K1158CT	Black Marble Lever Handles Complete Set Trim Only	\$840	\$1428
	K1158DT	Beige Marble Lever Handles Complete Set Trim Only	\$840	\$1428
	K1158FT	Green Marble Lever Handles Complete Set Trim Only	\$840	\$1428
	80001248	Valve	\$242	
<ul style="list-style-type: none"> K5120 Deck Tub Spout and 3/4" Valves Spout c-c 9-1/2" Height 7-3/8" 				
Deck Tub Spout				
	K5120	Spout Only	\$345	\$679
Wall Tub Set				
	K1158B	White Marble Lever Handles Complete Set Trim Only	\$634	\$1077
	K1158C	Black Marble Lever Handles Complete Set Trim Only	\$634	\$1077
	K1158D	Beige Marble Lever Handles Complete Set Trim Only	\$634	\$1077
	K1158F	Green Marble Lever Handles Complete Set Trim Only	\$634	\$1077
	8090536R	Valve (8" c-c)	\$220	
<ul style="list-style-type: none"> Spout c-c 7-1/2" 				
Wall Tub Spout				
	K1120X3	Spout Only	\$288	\$489

	Model Number	Description	Finish Pricing Group 1	Finish Pricing Group 2
Hand Shower with Hose				
	K6539	White Marble	\$334	\$518
	K6540	Black Marble	\$334	\$518
	K6541	Beige Marble	\$334	\$518
	K6542	Green Marble	\$334	\$518
Paper Holder				
	KNB50	White Marble	\$449	\$544
	KNC50	Black Marble	\$449	\$544
	KND50	Beige Marble	\$449	\$544
	KNF50	Green Marble	\$449	\$544
Towel Bars				
18" Towel Bar				
	KNB65	White Marble	\$460	\$544
	KNC65	Black Marble	\$460	\$544
	KND65	Beige Marble	\$460	\$544
	KNF65	Green Marble	\$460	\$544
24" Towel Bar				
	KNB70	White Marble	\$460	\$544
	KNC70	Black Marble	\$460	\$544
	KND70	Beige Marble	\$460	\$544
	KNF70	Green Marble	\$460	\$544
30" Towel Bar				
	KNB75	White Marble	\$460	\$544
	KNC75	Black Marble	\$460	\$544
	KND75	Beige Marble	\$460	\$544
	KNF75	Green Marble	\$460	\$544
Towel Ring				
	KNB40	White Marble	\$218	\$298
	KNC40	Black Marble	\$218	\$298
	KND40	Beige Marble	\$218	\$298
	KNF40	Green Marble	\$218	\$298

**Robe Hook**

- Mounting screws included

Model Number	Description	Finish Pricing Group 1	Finish Pricing Group 2
KNB10	White Marble	\$190	\$244
KNC10	Black Marble	\$190	\$244
KND10	Beige Marble	\$190	\$244
KNF10	Green Marble	\$190	\$244

**Wall Mounted Soap Dish**

- Mounting screws included

KNB25	White Marble	\$271	\$367
KNC25	Black Marble	\$271	\$367
KND25	Beige Marble	\$271	\$367
KNF25	Green Marble	\$271	\$367

**Wall Mounted Glass Holder**

- Mounting screws included

KNB30	White Marble	\$264	\$362
KNC30	Black Marble	\$264	\$362
KND30	Beige Marble	\$264	\$362
KNF30	Green Marble	\$264	\$362

**Four Hole Bidet Set**

- Pop-up drain with lift rod and tailpiece
- Vertical Spray

K4158B	White Marble Lever Handles	\$1208	\$1690
K4158C	Black Marble Lever Handles	\$1208	\$1690
K4158D	Beige Marble Lever Handles	\$1208	\$1690
K4158F	Green Marble Lever Handles	\$1208	\$1690

COINED



Model Number	Description	Finish Pricing Group 1	Finish Pricing Group 2
--------------	-------------	------------------------	------------------------

Widespread Faucet

- 1.5 gpm @ 60 psi
- Spout Center-Center 6"
- Height 6"

208-01	Lever Handles	\$600	\$1100
---------------	---------------	-------	--------



Wall Lavatory Set

- 1.5 gpm @ 60 psi
- Spout Center-Center 9"
- Pop-up drain not included

208-11	Lever Handles	\$475	\$900
8090536RNL	Wall Lavatory Set Valve	\$220	
901-1	Grid Drain	\$130	\$220



1/2" Mini Thermostatic Valve w/ Volume Control or Diverter

- 2 Handles
- 9" x 4" Plate
- Center-Center 5"
- 6.5 gpm @ 45 psi
- Anti-scald
- Integral Stops and Filters
- Trim Control can be used with 1-116 or 1-117
- CALGreen Compliant

4-136	Lever Handles Complete Set Trim Only	\$475	\$900
1-116	Valve w/ Volume Control	\$285	
1-117	Valve w/ Diverter	\$335	



1/2" Mini Thermostatic Shower Trim

- 7-3/16" Plate
- 6.5 gpm @ 45 psi
- Anti-scald
- Integral Stops and Filters
- Requires Separate Volume Control Valve and/or Multi Function Diverter

4-135	Lever Handles Complete Set Trim Only	\$300	\$600
1-115	1/2" Thermostatic Valve	\$219	
80607PHY	1/2" Volume Control	\$89	
80001820	3 Function Wall Diverter	\$164	





3/4" Thermostatic Shower Trim

- 7-3/16" Plate
- 12 gpm @ 45 psi
- Anti-scald
- Integral Stops and Filters
- Requires Separate Volume Control Valve

Model Number	Description	Finish Pricing Group 1	Finish Pricing Group 2
4-135	Lever Handle Complete Set Trim Only	\$300	\$600
34THERM	3/4" Thermostatic Valve	\$369	
80002125	3/4" Volume Control	\$99	
80001820	3 Function Wall Diverter	\$164	

Volume Control/Diverter Trim



208-35	Lever Handle Complete Set Trim Only	\$230	\$450
80002125	3/4" Volume Control	\$99	
80607PHY	1/2" Volume Control	\$89	
80001820	3 Function Wall Diverter	\$164	

Pressure Balance Shower Set

- 7-3/16" Plate
- 6.5 gpm @ 45 psi
- Anti-scald
- Shower Head @ 2.0 gpm

208-21	Lever Handle Complete Set Trim Only	\$499	\$980
DFPHY	1/2" Pressure Balance Valve	\$211	




Pressure Balance Shower Plate & Handle Trim


- Less Head, Arm & Flange
- 7-3/16" Plate
- 6.5 gpm @ 45 psi
- Anti-scald


4-135	Lever Handle Complete Set Trim Only	\$300	\$600
DFPHY	1/2" Pressure Balance Valve	\$211	











	Model Number	Description	Finish Pricing Group 1	Finish Pricing Group 2
Pressure Balance Tub & Shower Kit				
	208-26	Lever Handle Complete Set Trim Only	\$700	\$1200
	DFPHYID	Pressure Balance Tub & Shower Diverter Valve	\$315	
		<ul style="list-style-type: none"> • 7-3/16" Plate • 6.5 gpm @ 45 psi • Anti-scald • Integral Diverter • Spout Center-Center 7-3/8" • Shower Head @ 2.0 gpm 		
Pressure Balance Shower & Diverter Set (Less Spout)				
	4-150	Lever Handle Complete Set Trim Only	\$600	\$1100
	DFPHYID	Pressure Balance Tub & Shower Diverter Valve	\$315	
		<ul style="list-style-type: none"> • 6.5 gpm @ 45 psi • Anti-scald • Integral Diverter • Wall Tub Spout not included • Shower Head @ 2.0 gpm 		
Pressure Balance Shower Plate w/ Diverter & Handle Trim Set				
	4-134	Lever Handle Complete Set Trim Only	\$499	\$980
	DFPHYID	Pressure Balance Tub & Shower Diverter Valve	\$315	
		<ul style="list-style-type: none"> • 6.5 gpm @ 45 psi • Anti-scald • Integral Diverter • Wall Tub Spout not included • Head, Arm & Flange not included 		
Deck Tub Set				
	208-40	Lever Handles Complete Set Trim Only	\$525	\$950
	80001248	Deck Tub Set Valve	\$242	
		<ul style="list-style-type: none"> • Spout Center-Center 9" • Height 7-5/8" 		

	Model Number	Description	Finish Pricing Group 1	Finish Pricing Group 2
	Deck Tub w/ Hand Shower			
	208-48	Lever Handle	\$835	\$1500
	80001249	Deck Tub Set w/ Hand Shower Valve	\$455	

	Wall Tub Set			
	• Spout Center-Center 8"			
	208-56	Lever Handles Complete Set Trim Only	\$475	\$900
	8090536R	Wall Shower/Wall Tub Valve	\$220	

	Floor Mount Set			
	• Spout Center-Center 10-1/2"			
	• Spout Height 35-1/2"			
	208-44		\$950	\$1700

	Four Hole Bidet Set			
	• Pop-up drain with lift rod and tailpiece			
	• Vertical Spray			
	208-60	Lever Handles	\$1000	\$2000

		Model Number	Description	Finish Pricing Group 1	Finish Pricing Group 2
	Paper Holder				
	<ul style="list-style-type: none"> Mounting screws included 	208-73		\$179	\$321
	Single Post Paper Holder				
	<ul style="list-style-type: none"> Mounting screws included 	208-74		\$139	\$270
	Towel Bars				
	18" Towel Bar	208-70		\$179	\$321
	24" Towel Bar	208-71		\$179	\$321
	30" Towel Bar	208-72		\$179	\$321
	Towel Ring				
	<ul style="list-style-type: none"> Mounting screws included 6" Ring Diameter 	208-75		\$139	\$236
	Robe Hook				
	<ul style="list-style-type: none"> Mounting screws included 	208-76	Single Hook	\$84	\$165
		208-77	Double Hook	\$98	\$176
	Cabinet Knob				
	<ul style="list-style-type: none"> Mounting screws included 	208-90		\$37	\$60

PHYL RICH[®]

HENRI



Model Number	Description	Finish Pricing Group 1	Finish Pricing Group 2
--------------	-------------	------------------------	------------------------

Widespread Faucet

- 1.5 gpm @ 60 psi
- Spout Center-Center 6-7/8"
- Height 6-3/8"

161-01	Cross Handles	\$600	\$1200
--------	---------------	-------	--------



Widespread Faucet

- 1.5 gpm @ 60 psi
- Spout Center-Center 6-7/8"
- Height 6-3/8"

161-02	Lever Handles	\$600	\$1200
--------	---------------	-------	--------

161-03	Marble Lever Handles	\$750	\$1250
--------	----------------------	-------	--------



Wall Lavatory Set

- 1.5 gpm @ 60 psi
- Spout Center-Center 6-7/8"
- Pop-up drain not included

161-11	Cross Handles Complete Set Trim Only	\$450	\$1000
--------	--------------------------------------	-------	--------

8090536RNL	Wall Lavatory Set Valve	\$220	
------------	-------------------------	-------	--

901-1	Grid Drain	\$130	\$220
-------	------------	-------	-------



Wall Lavatory Set

- 1.5 gpm @ 60 psi
- Spout Center-Center 6-7/8"
- Pop-up drain not included

161-12	Lever Handles Complete Set Trim Only	\$450	\$1000
--------	--------------------------------------	-------	--------

161-13	Marble Lever Handles Complete Set TO	\$600	\$1050
--------	--------------------------------------	-------	--------

8090536RNL	Wall Lavatory Set Valve	\$220	
------------	-------------------------	-------	--

901-1	Grid Drain	\$130	\$220
-------	------------	-------	-------





1/2" Mini Thermostatic Valve w/ Volume Control or Diverter

- 2 Handles
- 9" x 4" Plate
- Center-Center 5"
- 6.5 gpm @ 45 psi
- Anti-scald
- Integral Stops and Filters
- Trim Control can be used with 1-116 or 1-117
- CALGreen Compliant

Model Number	Description	Finish Pricing Group 1	Finish Pricing Group 2
4-099	Cross Handles Complete Set Trim Only	\$425	\$900
4-100	Lever Handles Complete Set Trim Only	\$425	\$900
4-155	Marble Lever Handles Complete Trim Only	\$575	\$950
1-116	Valve w/ Volume Control	\$285	
1-117	Valve w/ Diverter	\$335	



1/2" Mini Thermostatic Shower Trim



- 6" x 6" Plate
- 6.5 gpm @ 45 psi
- Anti-scald
- Integral Stops and Filters
- Requires Separate Volume Control Valve and/or Multi Function Diverter

4-097	Cross Handles Round Trim Only	\$296	\$715
4-098	Lever Handles Round Trim Only	\$296	\$715
4-156	Marble Lever Handles Round Trim Only	\$346	\$715
4-157	Cross Handles Scalloped Trim Only	\$446	\$815
4-158	Lever Handles Scalloped Trim Only	\$446	\$815
4-159	Marble Lever Handles Scalloped Trim Only	\$496	\$815
1-115	1/2" Thermostatic Valve	\$219	
80607PHY	1/2" Volume Control	\$89	
80001820	3 Function Wall Diverter	\$164	

3/4" Thermostatic Shower Trim



- 6" x 6" Plate
- 12 gpm @ 45 psi
- Anti-scald
- Integral Stops and Filters
- For Non-Handed Functions
- Requires Separate Volume Control Valve

4-097	Cross Handle Round Trim Only	\$296	\$715
4-098	Lever Handle Round Trim Only	\$296	\$715
4-156	Marble Lever Handle Round Trim Only	\$346	\$715
4-157	Cross Handle Scalloped Trim Only	\$446	\$815
4-158	Lever Handle Scalloped Trim Only	\$446	\$815
4-159	Marble Lever Handle Scalloped Trim Only	\$496	\$815
34THERM	3/4" Thermostatic Valve	\$369	
80002125	3/4" Volume Control	\$79	
80001820	3 Function Wall Diverter	\$149	

Volume Control/Diverter Trim



500-35	Cross Handle Trim Only	\$158	\$284
80002125	3/4" Volume Control	\$99	
80607PHY	1/2" Volume Control	\$89	
80001820	3 Function Wall Diverter	\$164	


Volume Control/Diverter Trim





500-36	Lever Handle Trim Only	\$158	\$284
500-37	Marble Lever Handle Trim Only	\$208	\$284
80002125	3/4" Volume Control	\$99	
80607PHY	1/2" Volume Control	\$89	
80001820	3 Function Wall Diverter	\$164	


Available Stone Options


BLACK MARBLE • 030 | WHITE MARBLE • 031 | SOAP STONE • 032 | SATIN BLACK • 040 | SATIN WHITE • 050
(Order as finish) Example - 161-03/026X030

	Model Number	Description	Finish Pricing Group 1	Finish Pricing Group 2
	Pressure Balance Shower Set			
	500-21	Cross Handle Round Trim Only	\$389	\$800
	500-22	Lever Handle Round Trim Only	\$389	\$800
	500-23	Marble Lever Handle Round Trim Only	\$449	\$800
	161-21	Cross Handle Scalloped Trim Only	\$539	\$900
	161-22	Lever Handle Scalloped Trim Only	\$539	\$900
	161-23	Marble Lever Handle Scalloped Trim Only	\$599	\$900
	DFPHY	1/2" Pressure Balance Valve	\$211	

	Pressure Balance Shower Plate & Handle Trim			
	4-097	Cross Handle Round Trim Only	\$296	\$715
	4-098	Lever Handle Round Trim Only	\$296	\$715
	4-156	Marble Lever Handle Round Trim Only	\$346	\$715
	4-157	Cross Handle Scalloped Trim Only	\$446	\$815
	4-158	Lever Handle Scalloped Trim Only	\$446	\$815
	4-159	Marble Lever Handle Scalloped Trim Only	\$496	\$815
	DFPHY	1/2" Pressure Balance Valve	\$211	

	Pressure Balance Tub & Shower Kit			
	161-26	Cross Handle Round Trim Only	\$578	\$1040
	161-27	Lever Handle Round Trim Only	\$578	\$1040
	161-28	Marble Lever Handle Round Trim Only	\$628	\$1040
	161-29	Cross Handle Scalloped Trim Only	\$728	\$1140
	161-30	Lever Handle Scalloped Trim Only	\$728	\$1140
	161-31	Marble Lever Handle Scalloped Trim Only	\$778	\$1140
	DFPHYID	Pressure Balance Tub & Shower Diverter Valve	\$315	

	Pressure Balance Shower & Diverter Set (Less Spout)			
	4-151	Cross Handle Round Trim Only	\$450	\$950
	4-152	Lever Handle Round Trim Only	\$450	\$950
	4-160	Marble Lever Handle Round Trim Only	\$500	\$950
	4-161	Cross Handle Scalloped Trim Only	\$600	\$1050
	4-162	Lever Handle Scalloped Trim Only	\$600	\$1050
	4-163	Marble Lever Handle Scalloped Trim Only	\$650	\$1050
	DFPHYID	Pressure Balance Tub & Shower Diverter Valve	\$315	

	Pressure Balance Shower Plate w/ Diverter & Handle Trim Set			
	4-095	Cross Handle Round Trim Only	\$350	\$650
	4-096	Lever Handle Round Trim Only	\$350	\$650
	4-164	Marble Lever Handle Round Trim Only	\$400	\$650
	4-165	Cross Handle Scalloped Trim Only	\$350	\$650
	4-166	Lever Handle Scalloped Trim Only	\$350	\$650
	4-167	Marble Lever Handle Scalloped Trim Only	\$400	\$650
	DFPHYID	Pressure Balance Tub & Shower Diverter Valve	\$315	



Deck Tub Set

- Spout Center-Center 9"
- Height 5-1/4"

Model Number	Description	Finish Pricing Group 1	Finish Pricing Group 2
161-40	Cross Handles Trim Only	\$550	\$1200
161-41	Lever Handles Trim Only	\$550	\$1200
161-42	Marble Lever Handles Trim Only	\$700	\$1250
80001248	Deck Tub Set Valve	\$242	



Deck Tub w/ Hand Shower

- Includes Handle Trim, Hand Shower, 59" Finished Hose and Deck Flange Trim

161-48	Cross Handle	\$900	\$1800
161-49	Lever Handle	\$900	\$1800
161-50	Marble Lever Handle	\$1100	\$1800
80001249	Deck Tub Set w/ Hand Shower Valve	\$455	



Wall Tub Set

- Spout Center-Center 8"

161-56	Cross Handles Trim Only	\$450	\$1000
161-57	Lever Handles Trim Only	\$450	\$1000
161-58	Marble Lever Handles Trim Only	\$600	\$1000
8090536R	Wall Shower/Wall Tub Valve	\$220	



Floor Mount Spout

- Spout Center-Center 10-1/2"
- Spout Height 35-1/2"

161-52		\$950	\$1700
---------------	--	-------	--------



Wall Mounted Exposed Tub & Shower







- Spout Reach 5-3/4"

161-53	Cross Handle	\$850	\$1700
161-54	Lever Handle	\$850	\$1700
161-55	Marble Lever Handle	\$1000	\$1700



Deck / Floor Risers For Exposed Tub & Shower

3-307	Deck Riser	\$250	\$500
K2390XFR30	30" Floor Riser	\$450	\$1400
K2390XFR36	36" Floor Riser	\$500	\$1700

	Model Number	Description	Finish Pricing Group 1	Finish Pricing Group 2
	Four Hole Bidet Set			
		• Pop-up drain with lift rod and tailpiece		
		• Vertical Spray		
	161-60	Cross Handles	\$1000	\$2000
	161-61	Lever Handles	\$1000	\$2000
	161-62	Lever Marble Handles	\$1150	\$2000
	Paper Holder			
		• Mounting screws included		
	500-73		\$179	\$321
	Single Post Paper Holder			
		• Mounting screws included		
	500-74		\$168	\$302
	500-70		\$179	\$321
	Towel Bars			
		18" Towel Bar		
	500-71		\$179	\$321
	500-72		\$179	\$321
	24" Towel Bar			
		30" Towel Bar		
	500-75		\$131	\$236
	500-76		\$98	\$176
	Towel Ring			
		• Mounting screws included		
		• 6" Ring Diameter		
	Robe Hook			
		• Mounting screws included		
	Available Stone Options			
	BLACK MARBLE • 030 WHITE MARBLE • 031 SOAP STONE • 032 SATIN BLACK • 040 SATIN WHITE • 050 (Order as finish) Example - 161-03/026X030			

PHYL RICH[®]

HEX MODERN



TRADITIONAL

HEX MODERN

Model Number	Description	Finish Pricing Group 1	Finish Pricing Group 2
--------------	-------------	------------------------	------------------------

Widespread Faucet

- 1.5 gpm @ 60 psi
- Spout Center-Center 5-9/16"
- Height 3"

501-01	Cross Handles	\$525	\$945
--------	---------------	-------	-------



Widespread Faucet

- 1.5 gpm @ 60 psi
- Spout Center-Center 5-9/16"
- Height 3"

501-02	Lever Handles	\$525	\$945
--------	---------------	-------	-------



Wall Lavatory Set

- 1.5 gpm @ 60 psi
- Spout Center-Center 8"
- Pop-up drain not included

501-11	Cross Handles Complete Set Trim Only	\$350	\$700
8090536RNL	Wall Lavatory Set Valve	\$220	
901-1	Grid Drain	\$130	\$220










Wall Lavatory Set

- 1.5 gpm @ 60 psi
- Spout Center-Center 8"
- Pop-up drain not included

501-12	Lever Handles Complete Set Trim Only	\$350	\$700
8090536RNL	Wall Lavatory Set Valve	\$220	
901-1	Grid Drain	\$130	\$220



	Model Number	Description	Finish Pricing Group 1	Finish Pricing Group 2
1/2" Mini Thermostatic Valve w/ Volume Control or Diverter				
 <ul style="list-style-type: none"> • 2 Handles • 4" x 9" Plate • Center-Center 5" • 6.5 gpm @ 45 psi • Anti-scald • Integral Stops and Filters • Trim Control can be used with 1-116 or 1-117 • CALGreen Compliant 	4-105	Cross Handles Complete Set Trim Only	\$425	\$900
	4-106	Lever Handles Complete Set Trim Only	\$425	\$900
	1-116	Valve w/ Volume Control	\$285	
	1-117	Valve w/ Diverter	\$335	
				
1/2" Mini Thermostatic Shower Trim				
 <ul style="list-style-type: none"> • 6" x 6" Plate • 6.5 gpm @ 45 psi • Anti-scald • Integral Stops and Filters • Requires Separate Volume Control Valve and/or Multi Function Diverter 	4-103	Cross Handles Complete Set Trim Only	\$326	\$715
	4-104	Lever Handles Complete Set Trim Only	\$326	\$715
	1-115	1/2" Thermostatic Valve	\$219	
	80607PHY	1/2" Volume Control	\$89	
	80001820	3 Function Wall Diverter	\$164	
3/4" Thermostatic Shower Trim				
 <ul style="list-style-type: none"> • 6" x 6" Plate • 12 gpm @ 45 psi • Anti-scald • Integral Stops and Filters • For Non-Handed Functions • Requires Separate Volume Control Valve 	4-103	Cross Handle Complete Set Trim Only	\$326	\$715
	4-104	Lever Handle Complete Set Trim Only	\$326	\$715
	34THERM	3/4" Thermostatic Valve	\$369	
	80002125	3/4" Volume Control	\$99	
	80001820	3 Function Wall Diverter	\$164	
Volume Control/Diverter Trim				
	501-35	Cross Handle Trim Only	\$158	\$284
	80002125	3/4" Volume Control	\$99	
	80607PHY	1/2" Volume Control	\$89	
	80001820	3 Function Wall Diverter	\$164	
Volume Control/Diverter Trim				
	501-36	Lever Handle Trim Only	\$158	\$284
	80002125	3/4" Volume Control	\$99	
	80607PHY	1/2" Volume Control	\$89	
	80001820	3 Function Wall Diverter	\$164	

Pressure Balance Shower Set



- 6" x 6" Plate
- 6.5 gpm @ 45 psi
- Anti-scald
- Shower Head @ 2.0 gpm

Model Number	Description	Finish Pricing Group 1	Finish Pricing Group 2
501-21	Cross Handle Complete Set Trim Only	\$499	\$898
501-22	Lever Handle Complete Set Trim Only	\$499	\$898
DFPHY	1/2" Pressure Balance Valve	\$211	

Pressure Balance Shower Plate & Handle Trim



- Less Head, Arm & Flange
- 6" x 6" Plate
- 6.5 gpm @ 45 psi
- Anti-scald

Model Number	Description	Finish Pricing Group 1	Finish Pricing Group 2
4-103	Cross Handle Complete Set Trim Only	\$326	\$715
4-104	Lever Handle Complete Set Trim Only	\$326	\$715
DFPHY	1/2" Pressure Balance Valve	\$211	

Pressure Balance Tub & Shower Kit



- 6" x 6" Plate
- 6.5 gpm @ 45 psi
- Anti-scald
- Integral Diverter
- Spout Center-Center 8"
- Shower Head @ 2.0 gpm

Model Number	Description	Finish Pricing Group 1	Finish Pricing Group 2
501-26	Cross Handle Complete Set Trim Only	\$650	\$1,040
501-27	Lever Handle Complete Set Trim Only	\$650	\$1,040
DFPHYID	Pressure Balance Tub & Shower Diverter Valve	\$315	

Pressure Balance Shower & Diverter Set (Less Spout)



- 6.5 gpm @ 45 psi
- Anti-scald
- Integral Diverter
- Wall Tub Spout not included
- Shower Head @ 2.0 gpm

Model Number	Description	Finish Pricing Group 1	Finish Pricing Group 2
4-153	Cross Handle Complete Set Trim Only	\$520	\$950
4-154	Lever Handle Complete Set Trim Only	\$520	\$950
DFPHYID	Pressure Balance Tub & Shower Diverter Valve	\$315	



Pressure Balance Shower Plate w/ Diverter & Handle Trim Set

- 6.5 gpm @ 45 psi
- Anti-scald
- Integral Diverter
- Wall Tub Spout not included
- Head, Arm & Flange not included

Model Number	Description	Finish Pricing Group 1	Finish Pricing Group 2
4-101	Cross Handle Complete Set Trim Only	\$425	\$900
4-102	Lever Handle Complete Set Trim Only	\$425	\$900
DFPHYID	Pressure Balance Tub & Shower Diverter Valve	\$315	

Deck Tub Set

- Spout Center-Center 9"
- Height 5-1/4"



501-40	Cross Handles Complete Set Trim Only	\$525	\$945
501-41	Lever Handles Complete Set Trim Only	\$525	\$945
80001248	Deck Tub Set Valve	\$242	

Deck Tub w/ Hand Shower

- Includes Handle Trim, Hand Shower, 59" Finished Hose and Deck Flange Trim



501-48	Cross Handle Complete Set Trim Only	\$835	\$1,500
501-49	Lever Handle	\$835	\$1,500
80001249	Deck Tub Set w/ Hand Shower Valve	\$455	

Wall Tub Set

- Spout Center-Center 8"








501-56	Cross Handles Trim Only	\$350	\$700
501-57	Lever Handles Trim Only	\$350	\$700
8090536R	Wall Shower/Wall Tub Valve	\$220	

Four Hole Bidet Set

- Pop-up drain with lift rod and tailpiece
- Vertical Spray




501-60	Cross Handles	\$998	\$1,796
501-61	Lever Handles	\$998	\$1,796


		Model Number	Description	Finish Pricing Group 1	Finish Pricing Group 2
	Paper Holder				
	<ul style="list-style-type: none"> Mounting screws included 	501-73		\$179	\$321
	Single Post Paper Holder				
	<ul style="list-style-type: none"> Mounting screws included 	501-74		\$168	\$302
	Towel Bars				
	18" Towel Bar	501-70		\$179	\$321
	24" Towel Bar	501-71		\$179	\$321
	30" Towel Bar	501-72		\$179	\$321
	Towel Ring				
	<ul style="list-style-type: none"> Mounting screws included 6" Ring Diameter 	501-75		\$131	\$236
	Robe Hook				
	<ul style="list-style-type: none"> Mounting screws included 	501-76		\$98	\$176


PHYL RICH[®]


HEX TRADITIONAL



	Model Number	Description	Finish Pricing Group 1	Finish Pricing Group 2
	Widespread Faucet			
	<ul style="list-style-type: none"> 1.5 gpm @ 60 psi Spout Center-Center 5-9/16" Height 3" 			
	500-01	Cross Handles	\$525	\$945

	Widespread Faucet			
	<ul style="list-style-type: none"> 1.5 gpm @ 60 psi Spout Center-Center 5-9/16" Height 3" 			
	500-02	Lever Handles	\$525	\$945
	500-03	Marble Handles	\$675	\$995

	Wall Lavatory Set			
	<ul style="list-style-type: none"> 1.5 gpm @ 60 psi Spout Center-Center 8" Pop-up drain not included 			
	500-11	Cross Handles Trim Only	\$350	\$700
	8090536RNL	Wall Lavatory Set Valve	\$220	
	901-1	Grid Drain	\$130	\$220

	Wall Lavatory Set			
	<ul style="list-style-type: none"> 1.5 gpm @ 60 psi Spout Center-Center 8" Pop-up drain not included 			
	500-12	Lever Handles Trim Only	\$350	\$700
	500-13	Marble Handles Trim Only	\$500	\$750
	8090536RNL	Wall Lavatory Set Valve	\$220	
	901-1	Grid Drain	\$130	\$220



1/2" Mini Thermostatic Valve w/ Volume Control or Diverter

- 2 Handles
- 4" x 9" Plate
- Center-Center 5"
- 6.5 gpm @ 45 psi
- Anti-scald
- Integral Stops and Filters
- Trim Control can be used with 1-116 or 1-117
- CALGreen Compliant

Model Number	Description	Finish Pricing Group 1	Finish Pricing Group 2
4-099	Cross Handle Trim Only	\$425	\$900
4-100	Lever Handle Trim Only	\$425	\$900
4-155	Marble Handle Trim Only	\$600	\$950
1-116	Valve w/ Volume Control	\$285	
1-117	Valve w/ Diverter	\$335	



1/2" Mini Thermostatic Shower Trim

- 7-1/8" Ø Plate
- 6.5 gpm @ 45 psi
- Anti-scald
- Integral Stops and Filters
- Requires Separate Volume Control Valve and/or Multi Function Diverter

4-097	Cross Handles Trim Only	\$296	\$715
4-098	Lever Handles Trim Only	\$296	\$715
4-156	Marble Handles Trim Only	\$471	\$765
1-115	1/2" Thermostatic Valve	\$219	
80607PHY	1/2" Volume Control	\$89	
80001820	3 Function Wall Diverter	\$164	



3/4" Thermostatic Shower Trim

- 7-1/8" Ø Plate
- 12 gpm @ 45 psi
- Anti-scald
- Integral Stops and Filters
- For Non-Handed Functions
- Requires Separate Volume Control Valve

4-097	Cross Handle Trim Only	\$296	\$715
4-098	Lever Handle Trim Only	\$296	\$715
4-156	Marble Handle Trim Only	\$471	\$765
34THERM	3/4" Thermostatic Valve	\$369	
80002125	3/4" Volume Control	\$99	
80001820	3 Function Wall Diverter	\$164	

Volume Control/Diverter Trim





500-35	Cross Handle Trim Only	\$158	\$284
80002125	3/4" Volume Control	\$99	
80607PHY	1/2" Volume Control	\$89	
80001820	3 Function Wall Diverter	\$164	


Volume Control/Diverter Trim




500-36	Lever Handle Trim Only	\$158	\$284
500-37	Marble Handle Trim Only	\$233	\$284
80002125	3/4" Volume Control	\$99	
80607PHY	1/2" Volume Control	\$89	
80001820	3 Function Wall Diverter	\$164	

	Model Number	Description	Finish Pricing Group 1	Finish Pricing Group 2
Pressure Balance Shower Set				
	500-21	Cross Handle Trim Only	\$389	\$662
	500-22	Lever Handle Trim Only	\$389	\$662
	500-23	Marble Handle Trim Only	\$464	\$662
	DFPHY	1/2" Pressure Balance Valve	\$211	

Pressure Balance Shower Plate & Handle Trim				
	4-097	Cross Handle Trim Only	\$296	\$600
	4-098	Lever Handle Trim Only	\$296	\$600
	4-156	Marble Handle Trim Only	\$371	\$600
	DFPHYID	Pressure Balance Tub & Shower Diverter Valve	\$315	

Pressure Balance Tub & Shower Kit				
	500-26	Cross Handle Trim Only	\$578	\$1,040
	500-27	Lever Handle Trim Only	\$578	\$1,040
	500-28	Marble Handle Trim Only	\$653	\$1,140
	DFPHYID	Pressure Balance Tub & Shower Diverter Valve	\$315	

Pressure Balance Shower & Diverter Set (Less Spout)				
	4-151	Cross Handle Trim Only	\$450	\$950
	4-152	Lever Handle Trim Only	\$450	\$950
	4-160	Marble Handle Trim Only	\$500	\$950
	DFPHYID	Pressure Balance Tub & Shower Diverter Valve	\$315	



Pressure Balance Shower Plate w/ Diverter & Handle Trim Set

- 6.5 gpm @ 45 psi
- Anti-scald
- Integral Diverter
- Wall Tub Spout not included
- Head, Arm & Flange not included

Model Number	Description	Finish Pricing Group 1	Finish Pricing Group 2
4-095	Cross Handle Trim Only	\$350	\$650
4-096	Lever Handle Trim Only	\$350	\$650
4-164	Marble Handle Trim Only	\$400	\$650
DFPHYID	Pressure Balance Tub & Shower Diverter Valve	\$315	



Deck Tub Set

- Spout Center-Center 9"
- Height 5-1/4"

500-40	Cross Handles Trim Only	\$525	\$945
500-41	Lever Handles Trim Only	\$525	\$945
500-42	Marble Handles Trim Only	\$675	\$995
80001248	Deck Tub Set Valve	\$242	



Deck Tub w/ Hand Shower

- Includes Handle Trim, Hand Shower, 59" Finished Hose and Deck Flange Trim

500-48	Cross Handles	\$835	\$1,500
500-49	Lever Handles	\$835	\$1,500
500-50	Marble Handles	\$1035	\$1,500
80001249	Deck Tub Set w/ Hand Shower Valve	\$455	



Wall Tub Set

- Spout Center-Center 8"






500-56	Cross Handles Trim Only	\$350	\$700
500-57	Lever Handles Trim Only	\$350	\$700
500-58	Marble Handles Trim Only	\$500	\$700
8090536R	Wall Shower/Wall Tub Valve	\$220	



Four Hole Bidet Set

- Pop-up drain with lift rod and tailpiece
- Vertical Spray

500-60	Cross Handles	\$998	\$1,796
500-61	Lever Handles	\$998	\$1,796
500-62	Marble Handles	\$1148	\$1,796

	Model Number	Description	Finish Pricing Group 1	Finish Pricing Group 2
	Paper Holder			
	<ul style="list-style-type: none"> Mounting screws included 		500-73	\$179 \$321
	Single Post Paper Holder			
	<ul style="list-style-type: none"> Mounting screws included 		500-74	\$168 \$302
	Towel Bars			
	18" Towel Bar		500-70	\$179 \$321
	24" Towel Bar		500-71	\$179 \$321
	30" Towel Bar		500-72	\$179 \$321
	Towel Ring			
	<ul style="list-style-type: none"> Mounting screws included 6" Ring Diameter 		500-75	\$131 \$236
	Robe Hook			
	<ul style="list-style-type: none"> Mounting screws included 		500-76	\$98 \$176

PHYL RICH[®]

LE VERRE & LA CROSSE



Model Number	Description	Finish Pricing Group 1	Finish Pricing Group 2
--------------	-------------	------------------------	------------------------

Widespread Faucet



- Pop-up drain with lift rod and tailpiece
- 1.5 gpm @ 60 psi
- Spout c-c 5-1/2"
- Height 3-5/8"

K170	Lever Handles	\$719	\$1150
-------------	---------------	-------	--------

Widespread Faucet



- Pop-up drain with lift rod and tailpiece
- 1.5 gpm @ 60 psi
- Spout c-c 5-1/2"
- Height 3-5/8"

K171	Cross Handles	\$719	\$1150
-------------	---------------	-------	--------

1/2" Mini Thermostatic Valve w/ Volume Control or Diverter



- 2 Handles
- 9" x 4" Plate
- Center-Center 5"
- 6.5 gpm @ 45 psi
- Anti-scald
- Integral Stops and Filters
- Trim Control Can be used with 1-116 or 1-117
- CALGreen Compliant

4-386	Lever Handle Complete Set Trim Only	\$420	\$750
4-392	Cross Handle Complete Set Trim Only	\$420	\$750
1-116	Valve w/ Volume Control	\$285	
1-117	Valve w/ Diverter	\$335	

Pressure Balance Tub and Shower Set



- Back to back installation capability
- Anti-scald
- Temperature control within 3.6°F (2°C) of set point even with a 50% water pressure drop
- K803 Shower Head
- Spout c-c 8-7/8"
- Integral Diverter

PB2170	Lever Handle Complete Set Trim Only	\$880	\$1421
DFPHYID	Valve	\$315	
PB2170TO	Plate & Handle Trim Only	\$460	\$863



Pressure Balance Tub and Shower Set

- Back to back installation capability
- Anti-scald
- Temperature control within 3.6°F (2°C) of set point even with a 50% water pressure drop
- K803 Shower Head
- Spout c-c 8-7/8"
- Integral Diverter

Model Number	Description	Finish Pricing Group 1	Finish Pricing Group 2
PB2171	Cross Handle Complete Set Trim Only	\$880	\$1421
DFPHYID	Valve	\$315	
PB2171T0	Plate & Handle Trim Only	\$400	\$750



Pressure Balance Shower Set

- Temperature control within 3.6°F (2°C) of set point even with a 50% water pressure drop
- Anti-scald
- 2.0 gpm @ max
- K803 Shower Head

PB3170	Lever Handle Complete Set Trim Only	\$527	\$976
DFPHY	Valve	\$211	
PB3170T0	Plate & Handle Trim Only	\$403	\$805



Pressure Balance Shower Set

- Temperature control within 3.6°F (2°C) of set point even with a 50% water pressure drop
- Anti-scald
- 2.0 gpm @ max
- K803 Shower Head


PB3171	Cross Handle Complete Set Trim Only	\$527	\$976
DFPHY	Valve	\$211	
PB3171T0	Plate & Handle Trim Only	\$403	\$805



1/2" and 3/4" Thermostatic Shower Trim

- Integral stops and filters
- Anti-scald


TH170	Lever Handle Trim Only	\$460	\$863
34THERM	3/4" Thermostatic Valve	\$369	
1-115	1/2" Thermostatic Valve	\$219	



1/2" and 3/4" Thermostatic Shower Trim

- Integral stops and filters
- Anti-scald

TH171	Cross Handle Trim Only	\$460	\$863
34THERM	3/4" Thermostatic Valve	\$369	
1-115	1/2" Thermostatic Valve	\$219	

	Model Number	Description	Finish Pricing Group 1	Finish Pricing Group 2
Three Handle Tub and Shower Set				
 <ul style="list-style-type: none"> • K803 Shower Head • Spout c-c 8-7/8" 	K2170	Lever Handles with Cross Diverter Handle Complete Set Trim Only	\$943	\$1668
	80951PHY	Valve	\$253	







Three Handle Tub and Shower Set				
 <ul style="list-style-type: none"> • K803 Shower Head • Spout c-c 8-7/8" 	K2171	Cross Handles Complete Set Trim Only	\$943	\$1668
	80951PHY	Valve	\$253	










Two Handle Shower Set				
 <ul style="list-style-type: none"> • 2.0 gpm @ max • K803 Shower Head 	K3170	Lever Handles Complete Set Trim Only	\$634	\$1152
	8090536R	Valve (8" c-c)	\$220	



	Model Number	Description	Finish Pricing Group 1	Finish Pricing Group 2
Two Handle Shower Set				
	K3171	Cross Handles Complete Set Trim Only	\$634	\$1152
	8090536R	Valve (8" c-c)	\$220	
Volume Control/Diverter Trim				
	2PV170A	Lever Handle Trim Only	\$189	\$299
Volume Control/Diverter Trim				
	2PV171A	Cross Handle Trim Only	\$189	\$299
1/2" In-Line Stop/Volume Control Valve				
	80607PHY		\$89	
		<ul style="list-style-type: none"> • For Non-Handed Functions • Wall Mount • May be ordered in handed pairs for hot and cold installation 		
3/4" In-Line Stop/Volume Control Valve				
	80002125		\$99	
		<ul style="list-style-type: none"> • For Non-Handed Functions • Wall Mount • May be ordered in handed pairs for hot and cold installation 		
3 Function Wall Diverter Valve				
	80001820		\$164	
		<ul style="list-style-type: none"> • For Non-Handed Functions • Wall Mount • (1) 1/2" Inlet • (3) 1/2" Outlets • Cal Green Compliant 		

	Model Number	Description	Finish Pricing Group 1	Finish Pricing Group 2
Deck Tub Set with Hand Shower				
	K2170V1	Lever Handles Complete Set Trim Only	\$1021	\$1918
	80001249	Valve	\$455	
	<ul style="list-style-type: none">Hand shower hose length is 59" (1499mm)Integral check valves for backflow protectionK5170 Deck Tub Spout, 3/4" Valves, K6560 Hand Shower, and K6005 Deck BracketSpout c-c 9-5/8"Height 5-1/4"			
Deck Tub Set with Hand Shower				
	K2171V1	Cross Handles Complete Set Trim Only	\$1021	\$1918
	80001249	Valve	\$455	
	<ul style="list-style-type: none">Hand shower hose length is 59" (1499mm)Integral check valves for backflow protectionK5170 Deck Tub Spout, 3/4" Valves, K6560 Hand Shower, and K6005 Deck BracketSpout c-c 9-5/8"Height 5-1/4"			
Deck Tub Set				
	K1170V	Lever Handles Complete Set Trim Only	\$725	\$1380
	80001248	Valve	\$242	
	<ul style="list-style-type: none">K5170 Deck Tub Spout and 3/4" ValvesSpout c-c 9-5/8"Height 5-1/4"			
Deck Tub Set				
	K1171V	Cross Handles Complete Set Trim Only	\$725	\$1380
	80001248	Valve	\$242	
	<ul style="list-style-type: none">K5170 Deck Tub Spout and 3/4" ValvesSpout c-c 9-5/8"Height 5-1/4"			
Deck Tub Spout				
	K5170	Spout Only	\$460	\$993
	<ul style="list-style-type: none">Spout c-c 9-5/8"Height 5-1/4"			
Wall Tub Set				
	K1170	Lever Handles Complete Set Trim Only	\$490	\$922
	8090536R	Valve (8" c-c)	\$220	
	<ul style="list-style-type: none">Spout c-c 8-7/8"			
Wall Tub Set				
	K1171	Cross Handles Complete Set Trim Only	\$490	\$922
	8090536R	Valve (8" c-c)	\$220	
	<ul style="list-style-type: none">Spout c-c 8-7/8"			

		Model Number	Description	Finish Pricing Group 1	Finish Pricing Group 2
	Wall Tub Spout				
	• Spout c-c 8-7/8"	KL170X3	Spout Only	\$403	\$644
	Paper Holder				
	• Mounting screws included	KL50		\$218	\$348
	Towel Bars				
	18" Towel Bar				
	• Mounting screws included	KL65		\$218	\$348
	24" Towel Bar				
	• Mounting screws included	KL70		\$218	\$348
	30" Towel Bar				
	• Mounting screws included	KL75		\$218	\$348
	Towel Ring				
	• Mounting screws included	KL40		\$165	\$263
	Robe Hook				
	• Mounting screws included	KL10		\$121	\$188
	Wall Mounted Soap Dish				
	• Mounting screws included	KL25		\$222	\$340
	Wall Mounted Glass Holder				
	• Mounting screws included	KL30		\$196	\$299

Model Number	Description	Finish Pricing Group 1	Finish Pricing Group 2
--------------	-------------	------------------------	------------------------

Four Hole Bidet Set



- Pop-up drain with lift rod and tailpiece
- Vertical Spray

K4170	Lever Handles	\$1093	\$1725
-------	---------------	--------	--------

Four Hole Bidet Set



- Pop-up drain with lift rod and tailpiece
- Vertical Spray

K4171	Cross Handles	\$1093	\$1725
-------	---------------	--------	--------

PHYL RICH[®]

MIRABELLA



Model
Number

Description

Finish
Pricing
Group 1

Finish
Pricing
Group 2

Widespread Faucet



- Pop-up drain with lift rod and tailpiece
- 1.5 gpm @ 60 psi
- Spout c-c 5-1/8"
- Height 3-5/8"

K234

Frosted Crystal Lever Handles

\$925

\$1840

Widespread Faucet



- Pop-up drain with lift rod and tailpiece
- 1.5 gpm @ 60 psi
- Spout c-c 5-1/2"
- Height 6-3/8"

K314

Frosted Crystal Lever Handles

\$925

\$1840

Wall Lavatory Set



- 1.5 gpm @ 60 psi
- Spout c-c 9-3/8"

WL234

Frosted Crystal Lever Handles Complete Set \$749 \$1323
Trim Only

8090536RNL

Valve \$220

1/2" Mini Thermostatic Valve w/ Volume Control or Diverter



- 2 Handles
- 9" x 4" Plate
- Center-Center 5"
- 6.5 gpm @ 45 psi
- Anti-scald
- Integral Stops and Filters
- Trim Control Can be used with 1-116 or 1-117
- CALGreen Compliant

4-406

Frosted Crystal Lever Handle Complete Set \$725 \$1300
Trim Only

1-116

Valve w/ Volume Control \$285

1-117

Valve w/ Diverter \$335

Pressure Balance Tub and Shower Set



- Back to back installation capability
- Anti-scald
- Temperature control within 3.6°F (2°C) of set point even with a 50% water pressure drop
- K807 Shower Head
- Spout c-c 9-3/8"
- Integral Diverter

PB2234

Frosted Crystal Lever Handle Complete Set \$1398 \$2283
Trim Only



DFPHYID









Valve \$315


PB2234TO

Plate & Handle Trim Only \$585 \$863

		Model Number	Description	Finish Pricing Group 1	Finish Pricing Group 2
	Pressure Balance Shower Set				
	<ul style="list-style-type: none">• Temperature control within 3.6°F (2°C) of set point even with a 50% water pressure drop• Anti-scald• 2.0 gpm @ max• K807 Shower Head	PB3234	Frosted Crystal Lever Handle Complete Set Trim Only	\$872	\$1495
		DFPHY	Valve	\$211	
		PB3234T0	Plate & Handle Trim Only	\$518	\$805
<hr/>					
	1/2" and 3/4" Thermostatic Shower Trim				
	<ul style="list-style-type: none">• Integral stops and filters• Anti-scald	TH234	Frosted Crystal Lever Handle Trim Only	\$518	\$863
		34THERM	3/4" Thermostatic Valve	\$369	
		1-115	1/2" Thermostatic Valve	\$219	
<hr/>					
	Three Handle Tub and Shower Set				
	<ul style="list-style-type: none">• K807 Shower Head• Spout c-c 9-3/8"	K2234	Frosted Crystal Lever Handles with Round Diverter Handle Trim Only	\$1346	\$2070
		80951PHY	Valve (8" c-c)	\$253	
<hr/>					
	Two Handle Shower Set				
	<ul style="list-style-type: none">• 2.0 gpm @ max• K807 Shower Head	K3234	Frosted Crystal Lever Handles Trim Only	\$864	\$1380
		8090536R	Valve (8" c-c)	\$220	
<hr/>					
	Volume Control/Diverter Trim				
	<ul style="list-style-type: none">• Used with 1/2" or 3/4" Volume Control or Diverter	2PV234A	Frosted Crystal Lever Handle Trim Only	\$317	\$474

		Model Number	Description	Finish Pricing Group 1	Finish Pricing Group 2
	1/2" In-Line Stop/Volume Control Valve				
	<ul style="list-style-type: none"> • For Non-Handed Functions • Wall Mount • May be ordered in handed pairs for hot and cold installation 	80607PHY		\$89	
	3/4" In-Line Stop/Volume Control Valve				
	<ul style="list-style-type: none"> • For Non-Handed Functions • Wall Mount • May be ordered in handed pairs for hot and cold installation 	80002125		\$99	
	3 Function Wall Diverter Valve				
	<ul style="list-style-type: none"> • For Non-Handed Functions • Wall Mount • (1) 1/2" Inlet • (3) 1/2" Outlets • Cal Green Compliant 	80001820		\$164	
	Deck Tub Set with Hand Shower				
	<ul style="list-style-type: none"> • Hand shower hose length is 59" (1499mm) • Integral check valves for backflow protection • K5141 Deck Tub Spout, 3/4" Valves, K6526 Hand Shower, and K6005 Deck Bracket • Spout c-c 9-3/8" • Height 6-3/4" 	K2234P1	Frosted Crystal Lever Handles Complete Set	\$1325	\$2185
		80001249	Valve	\$455	
	Deck Tub Set				
	<ul style="list-style-type: none"> • Spout c-c 9-3/8" • Height 6-3/4" 	K1234P	Frosted Crystal Lever Handles Trim Only	\$943	\$1610
		80001248	Valve	\$242	
	Deck Tub Spout				
	<ul style="list-style-type: none"> • Spout c-c 9-3/8" • Height 6-3/4" 	K5141	Spout Only	\$575	\$920

		Model Number	Description	Finish Pricing Group 1	Finish Pricing Group 2
	Wall Tub Set				
	• Spout c-c 7-1/2"	K1234	Frosted Crystal Lever Handles Complete Set Trim Only	\$749	\$1323
		8090536R	Valve (8" c-c)	\$220	
	Wall Tub Spout				
	• Spout c-c 7-1/2"	K1141X3	Spout Only	\$345	\$662
	Paper Holder				
	• Mounting screws included	KCC50		\$397	\$699
	Towel Bars				
	18" Towel Bar				
	• Mounting screws included	KCC65		\$397	\$699
	24" Towel Bar				
	• Mounting screws included	KCC70		\$397	\$699
	30" Towel Bar				
	• Mounting screws included	KCC75		\$397	\$699
	Towel Ring				
	• Mounting screws included	KCC40		\$190	\$289
	Robe Hook				
	• Mounting screws included	KCC10		\$175	\$266
	Wall Mounted Soap Dish				
	• Mounting screws included	KCC25		\$286	\$394

	Model Number	Description	Finish Pricing Group 1	Finish Pricing Group 2
Wall Mounted Glass Holder				
	KCC30		\$267	\$371
<ul style="list-style-type: none">• Mounting screws included				

Four Hole Bidet Set				
	K4234	Frosted Crystal Lever Handles	\$1380	\$2243
<ul style="list-style-type: none">• Pop-up drain with lift rod and tailpiece• Vertical Spray				

PHYL RICH[®]

REGENT



Widespread Faucet



- Pop-up drain with lift rod and tailpiece
- 1.5 gpm @ 60 psi
- Spout c-c 5-1/8"
- Height 3-5/8"

Model Number	Description	Finish Pricing Group 1	Finish Pricing Group 2
K270	Green Onyx Lever Handles	\$1093	\$1955
K271	Montaione Brown Onyx Lever Handles	\$1093	\$1955
K272	Bleu Sodalite Lever Handles	\$1352	\$2185
K273	Pink Onyx Lever Handles	\$1093	\$1955
K274	Frienze Black Onyx Lever Handles	\$1093	\$1955

Widespread Faucet



- Pop-up drain with lift rod and tailpiece
- 1.5 gpm @ 60 psi
- Spout c-c 5-1/2"
- Height 5-3/8"

K370	Green Onyx Lever Handles	\$1093	\$1955
K371	Montaione Brown Onyx Lever Handles	\$1093	\$1955
K372	Bleu Sodalite Lever Handles	\$1352	\$2185
K373	Pink Onyx Lever Handles	\$1093	\$1955
K374	Frienze Black Onyx Lever Handles	\$1093	\$1955

Wall Lavatory Set



- 1.5 gpm @ 60 psi
- Spout c-c 9-3/8"

WL270	Green Onyx Lever Handles Complete Set Trim Only	\$1454	\$1955
WL271	Montaione Brown Onyx Lever Handles Complete Set Trim Only	\$1454	\$1955
WL272	Bleu Sodalite Lever Handles Complete Set Trim Only	\$1924	\$2854
WL273	Pink Onyx Lever Handles Complete Set Trim Only	\$1454	\$1955
WL274	Frienze Black Onyx Lever Handles Complete Set Trim Only	\$1454	\$1955
8090536RNL	Valve (8" c-c)	\$220	

1/2" Mini Thermostatic Valve w/ Volume Contol or Diverter



- 2 Handles
- 9" x 4" Plate
- Center-Center 5"
- 6.5 gpm @ 45 psi
- Anti-scald
- Integral Stops and Filters
- Trim Control Can be used with 1-116 or 1-117
- CALGreen Compliant

4-412F	Green Onyx Lever Handles	\$950	\$1600
4-412E	Montaione Brown Onyx	\$950	\$1600
4-412A	Bleu Sodalite Lever Handles	\$1200	\$2000
4-412G	Pink Onyx Lever Handles	\$950	\$1600
4-412C	Frienze Black Onyx	\$950	\$1600
1-116	Valve w/ Volume Control	\$285	
1-117	Valve w/ Diverter	\$335	



Pressure Balance Tub and Shower Set

- Back to back installation capability
- Anti-scald
- Temperature control within 3.6°F (2°C) of set point even with a 50% water pressure drop
- K803 Shower Head
- Spout c-c 9-3/8"
- Integral Diverter

Model Number	Description	Finish Pricing Group 1	Finish Pricing Group 2
PB2270	Green Onyx Lever Handle Complete Set Trim Only	\$1743	\$2847
PB2270T0	Plate & Handle Trim Only	\$863	\$1323
PB2271	Montaione Brown Onyx Lever Handle Complete Set Trim Only	\$1743	\$2847
PB2271T0	Plate & Handle Trim Only	\$863	\$1323
PB2272	Bleu Sodalite Lever Handle Complete Set Trim Only	\$1973	\$3077
PB2272T0	Plate & Handle Trim Only	\$978	\$1438
PB2273	Pink Onyx Lever Handle Complete Set Trim Only	\$1743	\$2847
PB2273T0	Plate & Handle Trim Only	\$863	\$1323
PB2274	Frienze Black Onyx Lever Handle Complete Set Trim Only	\$1743	\$2847
PB2274T0	Plate & Handle Trim Only	\$863	\$1323
DFPHYID	Valve	\$315	



Pressure Balance Shower Set

- Temperature control within 3.6°F (2°C) of set point even with a 50% water pressure drop
- Anti-scald
- 2.0 gpm @ max
- K803 Shower Head

PB3270	Green Onyx Lever Handle Complete Set Trim Only	\$1045	\$1610
PB3270T0	Plate & Handle Trim Only	\$748	\$1150
PB3271	Montaione Brown Onyx Lever Handle Complete Set Trim Only	\$1045	\$1610
PB3271T0	Plate & Handle Trim Only	\$748	\$1150
PB3272	Bleu Sodalite Lever Handle Complete Set Trim Only	\$1160	\$1725
PB3272T0	Plate & Handle Trim Only	\$863	\$1265
PB3273	Pink Onyx Lever Handle Complete Set Trim Only	\$1045	\$1610
PB3273T0	Plate & Handle Trim Only	\$748	\$1150
PB3274	Frienze Black Onyx Lever Handle Complete Set Trim Only	\$1045	\$1610
PB3274T0	Plate & Handle Trim Only	\$748	\$1150
DFPHY	Valve	\$211	




1/2" and 3/4" Thermostatic Shower Trim




- Integral stops and filters
- Anti-scald

TH270	Green Onyx Lever Handle Trim Only	\$748	\$1150
TH271	Montaione Brown Onyx Lever Handle Trim Only	\$748	\$1150
TH272	Bleu Sodalite Lever Handle Trim Only	\$863	\$1265
TH273	Pink Onyx Lever Handle Trim Only	\$748	\$1150
TH274	Frienze Black Onyx Lever Handle Trim Only	\$748	\$1150
34THERM	3/4" Thermostatic Valve	\$369	
1-115	1/2" Thermostatic Valve	\$219	

	Model Number	Description	Finish Pricing Group 1	Finish Pricing Group 2
Three Handle Tub and Shower Set				
 <ul style="list-style-type: none"> • K803 Shower Head • Spout c-c 9-3/8" • Round Diverter Handle 	K2270	Green Onyx Lever Handles Complete Set Trim Only	\$1748	\$2990
	K2271	Montaione Brown Onyx Lever Handles Complete Set Trim Only	\$1748	\$2990
	K2272	Bleu Sodalite Lever Handles Complete Set Trim Only	\$1978	\$3335
	K2273	Pink Onyx Lever Handles Complete Set Trim Only	\$1748	\$2990
	K2274	Frienze Black Onyx Lever Handles Complete Set Trim Only	\$1748	\$2990
	80951PHY	Valve	\$253	
Two Handle Shower Set				
 <ul style="list-style-type: none"> • 2.0 gpm @ max • K803 Shower Head 	K3270	Green Onyx Lever Handles Complete Set Trim Only	\$1037	\$1898
	K3271	Montaione Brown Onyx Lever Handles Complete Set Trim Only	\$1037	\$1898
	K3272	Bleu Sodalite Lever Handles Complete Set Trim Only	\$1152	\$2013
	K3273	Pink Onyx Lever Handles Complete Set Trim Only	\$1037	\$1898
	K3274	Frienze Black Onyx Lever Handles Complete Set Trim Only	\$1037	\$1898
	8090536R	Valve (8" c-c)	\$220	
Volume Control/Diverter Trim				
 <ul style="list-style-type: none"> • Used with 1/2" or 3/4" Volume Control or Diverter 	2PV270A	Green Onyx Lever Handle Trim Only	\$404	\$524
	2PV271A	Montaione Brown Onyx Lever Handle Trim Only	\$404	\$524
	2PV272A	Bleu Sodalite Lever Handle Trim Only	\$526	\$695
	2PV273A	Pink Onyx Lever Handle Trim Only	\$404	\$524
	2PV274A	Frienze Black Onyx Lever Handle Trim Only	\$404	\$524
1/2" In-Line Stop/Volume Control Valve				
 <ul style="list-style-type: none"> • For Non-Handed Functions • Wall Mount • May be ordered in handed pairs for hot and cold installation 	80607PHY		\$89	
3/4" In-Line Stop/Volume Control Valve				
 <ul style="list-style-type: none"> • For Non-Handed Functions • Wall Mount • May be ordered in handed pairs for hot and cold installation 	80002125		\$99	

	Model Number	Description	Finish Pricing Group 1	Finish Pricing Group 2
 <ul style="list-style-type: none"> For Non-Handed Functions Wall Mount (1) 1/2" Inlet (3) 1/2" Outlets Cal Green Compliant 	3 Function Wall Diverter Valve			
	80001820		\$164	
 <ul style="list-style-type: none"> Hand shower hose length is 59" (1499mm) Integral check valves for backflow protection K5141 Deck Tub Spout, 3/4" Valves, K6640 Green, K6641 Brown, K6642 Bleu Sodalite, K6643 Pink or K6644 Black Onyx Hand Shower, and K6005 Deck Bracket Spout c-c 9-5/8" Height 7-1/8" 	Deck Tub Set with Hand Shower			
	K2270P1	Green Onyx Lever Handles Complete Set Trim Only	\$1725	\$2933
	K2271P1	Montaione Brown Onyx Lever Handles Complete Set Trim Only	\$1725	\$2933
	K2272P1	Bleu Sodalite Lever Handles Complete Set Trim Only	\$1955	\$3163
	K2273P1	Pink Onyx Lever Handles Complete Set Trim Only	\$1725	\$2933
	K2274P1	Frienze Black Onyx Lever Handles Complete Set Trim Only	\$1725	\$2933
	80001249	Valve	\$455	
 <ul style="list-style-type: none"> K5141 Deck Tub Spout and 3/4" Valves Spout c-c 9-5/8" Height 7-1/8" 	Deck Tub Set			
	K1270P	Green Onyx Lever Handles Complete Set Trim Only	\$1265	\$2415
	K1271P	Montaione Brown Onyx Lever Handles Complete Set Trim Only	\$1265	\$2415
	K1272P	Bleu Sodalite Lever Handles Complete Set Trim Only	\$1495	\$2645
	K1273P	Pink Onyx Lever Handles Complete Set Trim Only	\$1265	\$2415
	K1274P	Frienze Black Onyx Lever Handles Complete Set Trim Only	\$1265	\$2415
	80001248	Valve	\$242	
 <ul style="list-style-type: none"> Spout c-c 9-5/8" Height 7-1/8" 	Deck Tub Spout			
	K5141	Spout Only	\$575	\$920
 <ul style="list-style-type: none"> Spout c-c 7-1/2" 	Wall Tub Set			
	K1270	Green Onyx Lever Handles Complete Set Trim Only	\$1454	\$2283
	K1271	Montaione Brown Onyx Lever Handles Complete Set Trim Only	\$1454	\$2283
	K1272	Bleu Sodalite Lever Handles Complete Set Trim Only	\$1668	\$2530
	K1273	Pink Onyx Lever Handles Complete Set Trim Only	\$1454	\$2283
	K1274	Frienze Black Onyx Lever Handles Complete Set Trim Only	\$1454	\$2283
	8090536R	Valve (8" c-c)	\$220	

	Model Number	Description	Finish Pricing Group 1	Finish Pricing Group 2
	Wall Tub Spout • Spout c-c 7-1/2"			
	K1141X3	Spout Only	\$345	\$662
	Paper Holder • Mounting screws included			
	KSA50	Green Onyx	\$624	\$935
	KSB50	Montaione Brown Onyx	\$624	\$935
	KSC50	Bleu Sodalite	\$843	\$1264
	KSD50	Pink Onyx	\$624	\$935
	KSF50	Frienze Black Onyx	\$624	\$935
	Towel Bars			
	18" Towel Bar • Mounting screws included			
	KSA65	Green Onyx	\$624	\$935
	KSB65	Montaione Brown Onyx	\$624	\$935
	KSC65	Bleu Sodalite	\$855	\$1283
	KSD65	Pink Onyx	\$624	\$935
	KSF65	Frienze Black Onyx	\$624	\$935
	24" Towel Bar • Mounting screws included			
	KSA70	Green Onyx	\$624	\$935
	KSB70	Montaione Brown Onyx	\$624	\$935
	KSC70	Bleu Sodalite	\$855	\$1283
	KSD70	Pink Onyx	\$624	\$935
	KSF70	Frienze Black Onyx	\$624	\$935
	30" Towel Bar • Mounting screws included			
	KSA75	Green Onyx	\$624	\$935
	KSB75	Montaione Brown Onyx	\$624	\$935
	KSC75	Bleu Sodalite	\$855	\$1283
	KSD75	Pink Onyx	\$624	\$935
	KSF75	Frienze Black Onyx	\$624	\$935
	Towel Ring • Mounting screws included			
	KSA40	Green Onyx	\$282	\$426
	KSB40	Montaione Brown Onyx	\$282	\$426
	KSC40	Bleu Sodalite	\$448	\$749
	KSD40	Pink Onyx	\$282	\$426
	KSF40	Frienze Black Onyx	\$282	\$426
	Robe Hook • Mounting screws included			
	KSA10	Green Onyx	\$259	\$395
	KSB10	Montaione Brown Onyx	\$259	\$395
	KSC10	Bleu Sodalite	\$433	\$625
	KSD10	Pink Onyx	\$259	\$395
	KSF10	Frienze Black Onyx	\$259	\$395

		Model Number	Description	Finish Pricing Group 1	Finish Pricing Group 2
Wall Mounted Soap Dish					
	<ul style="list-style-type: none">Mounting screws included	KSA25	Green Onyx	\$389	\$525
		KSB25	Montaione Brown Onyx	\$389	\$525
		KSC25	Bleu Sodalite	\$598	\$746
		KSD25	Pink Onyx	\$389	\$525
		KSF25	Frienze Black Onyx	\$389	\$525
Wall Mounted Glass Holder					
	<ul style="list-style-type: none">Mounting screws included	KSA30	Green Onyx	\$385	\$517
		KSB30	Montaione Brown Onyx	\$385	\$517
		KSC30	Bleu Sodalite	\$590	\$739
		KSD30	Pink Onyx	\$385	\$517
		KSF30	Frienze Black Onyx	\$385	\$517
Four Hole Bidet Set					
	<ul style="list-style-type: none">Pop-up drain with lift rod and tailpieceVertical Spray	K4270	Green Onyx Lever Handles	\$2026	\$2834
		K4271	Montaione Brown Onyx Lever Handles	\$2026	\$2834
		K4272	Bleu Sodalite Lever Handles	\$2300	\$3335
		K4273	Pink Onyx Lever Handles	\$2026	\$2834
		K4274	Frienze Black Onyx Lever Handles	\$2026	\$2834

REVERE & SAVANNAH



Model Number	Description	Finish Pricing Group 1	Finish Pricing Group 2
--------------	-------------	------------------------	------------------------

Widespread Faucet



- Pop-up drain with lift rod and tailpiece
- 1.5 gpm @ 60 psi
- Spout c-c 6-1/4"
- Height 5-1/8"

D200	Lever Handles	\$518	\$995
-------------	---------------	-------	-------

Widespread Faucet



- Pop-up drain with lift rod and tailpiece
- 1.5 gpm @ 60 psi
- Spout c-c 6-1/4"
- Height 5-1/8"

D202	Curved Lever Handles	\$518	\$995
-------------	----------------------	-------	-------

Wall Lavatory Set



- 1.5 gpm @ 60 psi
- Spout c-c 9"


DWL100	Lever Handles Trim Only	\$345	\$805
8090536RNL	Valve (8" c-c)	\$220	


Wall Lavatory Set





- 1.5 gpm @ 60 psi
- Spout c-c 9"


DWL102	Curved Lever Handles Complete Set Trim Only	\$345	\$805
8090536RNL	Valve (8" c-c)	\$220	






	Model Number	Description	Finish Pricing Group 1	Finish Pricing Group 2
	1/2" Mini Thermostatic Valve w/ Volume Control or Diverter			
	4-420	Lever Handle Complete Set Trim Only	\$375	\$700
	4-426	Curved Handle Complete Set Trim Only	\$375	\$700
	1-116	Valve w/ Volume Control	\$285	
	1-117	Valve w/ Diverter	\$335	
<ul style="list-style-type: none"> • 2 Handles • 9" x 4" Plate • Center-Center 5" • 6.5 gpm @ 45 psi • Anti-scald • Integral Stops and Filters • Trim Control Can be used with 1-116 or 1-117 • CALGreen Compliant 				

	Pressure Balance Tub and Shower Set			
	DPB2100	Lever Handle Complete Set Trim Only	\$649	\$1150
	DFPHYID	Valve	\$315	
	DPB2100T0	Plate & Handle Trim Only	\$460	\$863
	<ul style="list-style-type: none"> • Back to back installation capability • Anti-scald • Temperature control within 3.6°F (2°C) of set point even with a 50% water pressure drop • K803 Shower Head • Spout c-c 7-1/4" • Integral Diverter 			


	Pressure Balance Tub and Shower Set			
	DPB2102	Curved Lever Handle Complete Set Trim Only	\$649	\$1150
	DFPHYID	Valve	\$315	
	DPB2102T0	Plate & Handle Trim Only	\$460	\$863
	<ul style="list-style-type: none"> • Back to back installation capability • Anti-scald • Temperature control within 3.6°F (2°C) of set point even with a 50% water pressure drop • K803 Shower Head • Spout c-c 7-1/4" • Integral Diverter 			

	Pressure Balance Shower Set			
	DPB3100	Lever Handle Complete Set Trim Only	\$518	\$805
	DFPHY	Valve	\$211	
	DPB3100T0	Plate & Handle Trim Only	\$403	\$748
	<ul style="list-style-type: none"> • Temperature control within 3.6°F (2°C) of set point even with a 50% water pressure drop • Anti-scald • 2.0 gpm @ max • K803 Shower Head 			

	Pressure Balance Shower Set			
	DPB3102	Curved Lever Handle Complete Set Trim Only	\$518	\$805
	DFPHY	Valve	\$211	
	DPB3102T0	Plate & Handle Trim Only	\$403	\$748
	<ul style="list-style-type: none"> • Temperature control within 3.6°F (2°C) of set point even with a 50% water pressure drop • Anti-scald • 2.0 gpm @ max • K803 Shower Head 			


		Model Number	Description	Finish Pricing Group 1	Finish Pricing Group 2
	1/2" and 3/4" Thermostatic Shower Trim				
	<ul style="list-style-type: none"> Integral stops and filters Anti-scald 	DTH100	Lever Handle Trim Only	\$460	\$863
		34THERM	3/4" Thermostatic Valve	\$369	
		1-115	1/2" Thermostatic Valve	\$219	
	1/2" and 3/4" Thermostatic Shower Trim				
	<ul style="list-style-type: none"> Integral stops and filters Anti-scald 	DTH102	Curved Lever Handle Trim Only	\$460	\$863
		34THERM	3/4" Thermostatic Valve	\$369	
		1-115	1/2" Thermostatic Valve	\$219	
	Three Handle Tub and Shower Set				
	<ul style="list-style-type: none"> K803 Shower Head Spout c-c 7-1/4" 	D2100	Lever Handles with Cross Diverter Handle Complete Set Trim Only	\$748	\$1265
		80951PHY	Valve	\$253	
	Three Handle Tub and Shower Set				
	<ul style="list-style-type: none"> K803 Shower Head Spout c-c 7-1/4" 	D2102	Curved Lever Handles with Cross Diverter Handle Complete Set Trim Only	\$748	\$1265
		80951PHY	Valve	\$253	
	Two Handle Shower Set				
	<ul style="list-style-type: none"> 2.0 gpm @ max K803 Shower Head 	D3100	Lever Handles Complete Set Trim Only	\$460	\$748
		8090536R	Valve (8" c-c)	\$220	


		Model Number	Description	Finish Pricing Group 1	Finish Pricing Group 2
	Two Handle Shower Set				
	<ul style="list-style-type: none"> 2.0 gpm @ max K803 Shower Head 		D3102 Curved Lever Handles Complete Set Trim Only	\$460	\$748
			8090536R Valve (8" c-c)	\$220	
	Volume Control/Diverter Trim				
	<ul style="list-style-type: none"> Used with 1/2" or 3/4" Volume Control or Diverter 		D2PV100A Lever Handle Trim Only	\$144	\$242
	Volume Control/Diverter Trim				
	<ul style="list-style-type: none"> Used with 1/2" or 3/4" Volume Control or Diverter 		D2PV102A Curved Lever Handle Trim Only	\$144	\$242
	1/2" In-Line Stop/Volume Control Valve				
	<ul style="list-style-type: none"> For Non-Handed Functions Wall Mount May be ordered in handed pairs for hot and cold installation 		80607PHY	\$89	
	3/4" In-Line Stop/Volume Control Valve				
	<ul style="list-style-type: none"> For Non-Handed Functions Wall Mount May be ordered in handed pairs for hot and cold installation 		80002125	\$99	
	3 Function Wall Diverter Valve				
	<ul style="list-style-type: none"> For Non-Handed Functions Wall Mount (1) 1/2" Inlet (3) 1/2" Outlets Cal Green Compliant 		80001820	\$164	

	Model Number	Description	Finish Pricing Group 1	Finish Pricing Group 2
	Deck Tub Set with Hand Shower			
	D2200T1	Lever Handles Complete Set Trim Only	\$1021	\$1927
	80001249	Valve	\$455	
		<ul style="list-style-type: none"> Hand shower hose length is 59" (1499mm) Integral check valves for backflow protection K5120 Deck Tub Spout, 3/4" Valves, K6560 Hand Shower, and K6005 Deck Bracket Spout c-c 9" Height 7-3/4" 		







	Deck Tub Set with Hand Shower			
	D2202T1	Curved Lever Handles Complete Set Trim Only	\$1021	\$1927
	80001249	Valve	\$455	
		<ul style="list-style-type: none"> Hand shower hose length is 59" (1499mm) Integral check valves for backflow protection K5120 Deck Tub Spout, 3/4" Valves, K6560 Hand Shower, and K6005 Deck Bracket Spout c-c 9" Height 7-3/4" 		

	Deck Tub Set			
	D1200T	Lever Handles Complete Set Trim Only	\$610	\$1265
	80001248	Valve (8" c-c)	\$242	
		<ul style="list-style-type: none"> K5120 Deck Tub Spout and 3/4" Valves Spout c-c 9" Height 7-3/4" 		

	Deck Tub Set			
	D1202T	Curved Lever Handles Complete Set Trim Only	\$610	\$1265
	80001248	Valve (8" c-c)	\$242	
		<ul style="list-style-type: none"> K5120 Deck Tub Spout and 3/4" Valves Spout c-c 9" Height 7-3/4" 		

	Deck Tub Spout			
	K5120	Spout Only	\$345	\$679
		<ul style="list-style-type: none"> Spout c-c 9" Height 4-5/8" 		

REVERE & SAVANNAH

		Model Number	Description	Finish Pricing Group 1	Finish Pricing Group 2
	Wall Tub Set • Spout c-c 7-1/4"	D1100	Lever Handles Trim Only	\$345	\$805
		8090536R	Valve	\$220	
	Wall Tub Set • Spout c-c 7-1/4"	D1102	Curved Lever Handles Complete Set Trim Only	\$345	\$805
		8090536R	Valve (8" c-c)	\$220	
	Wall Tub Spout • Spout c-c 7-1/4"	D1100X3	Spout Only	\$227	\$345
	Paper Holder • Mounting screws included	KG50	Small Post Dia.	\$167	\$378
	Towel Bars 18" Towel Bar • Mounting screws included	KG65	Small Post Dia.	\$172	\$288
	24" Towel Bar • Mounting screws included	KG70	Small Post Dia.	\$172	\$288
	30" Towel Bar • Mounting screws included	KG75	Small Post Dia.	\$172	\$288
	Towel Ring • Mounting screws included	KG40	Small Post Dia.	\$132	\$197

		Model Number	Description	Finish Pricing Group 1	Finish Pricing Group 2
	Robe Hook				
	<ul style="list-style-type: none"> Mounting screws included 	KG10	Small Post Dia.	\$87	\$138
	Wall Mounted Soap Dish				
	<ul style="list-style-type: none"> Mounting screws included 	KG25	Small Post Dia.	\$190	\$268
	Wall Mounted Glass Holder				
	<ul style="list-style-type: none"> Mounting screws included 	KG30	Small Post Dia.	\$184	\$264
	Four Hole Bidet Set				
	<ul style="list-style-type: none"> Pop-up drain with lift rod and tailpiece Vertical Spray 	D4100	Lever Handles	\$978	\$1553
	Four Hole Bidet Set				
	<ul style="list-style-type: none"> Pop-up drain with lift rod and tailpiece Vertical Spray 	D4102	Curved Lever Handles	\$978	\$1553

PHYL RICH[®]

VALENCIA



	Model Number	Description	Finish Pricing Group 1	Finish Pricing Group 2
Widespread Faucet				
	K338B	White Marble Lever Handles	\$975	\$2045
	K338C	Black Marble Lever Handles	\$975	\$2045
	K338D	Beige Marble Lever Handles	\$975	\$2045
	K338F	Green Marble Lever Handles	\$975	\$2045
		• Pop-up drain with lift rod and tailpiece • 1.5 gpm @ 60 psi • Spout c-c 5-1/2" • Height 6-3/8"		
Wall Lavatory Set				
	WL338B	White Marble Lever Handles Complete Set Trim Only	\$1370	\$1839
	WL338C	Black Marble Lever Handles Complete Set Trim Only	\$1370	\$1839
	WL338D	Beige Marble Lever Handles Complete Set Trim Only	\$1370	\$1839
	WL338F	Green Marble Lever Handles Complete Set Trim Only	\$1370	\$1839
	8090536RNL	Valve (8" c-c)	\$220	
1/2" Mini Thermostatic Valve w/ Volume Contol or Diverter				
	4-453B	White Marble Lever Handles	\$850	\$1500
	4-453C	Black Marble Lever Handles	\$850	\$1500
	4-453D	Beige Marble Lever Handles	\$850	\$1500
	4-453F	Green Marble Lever Handles	\$850	\$1500
	1-116	Valve w/ Volume Control	\$285	
	1-117	Valve w/ Diverter	\$335	
		• 2 Handles • 9" x 4" Plate • Center-Center 5" • 6.5 gpm @ 45 psi • Anti-scald • Integral Stops and Filters • Trim Control Can be used with 1-116 or 1-117 • CALGreen Compliant		
Pressure Balance Tub and Shower Set				
	PB2338B	White Marble Lever Handle Complete Set Trim Only	\$1398	\$2243
	PB2338BT0	Plate & Handle Trim Only	\$748	\$1150
	PB2338C	Black Marble Lever Handle Complete Set Trim Only	\$1398	\$2243
	PB2338CT0	Plate & Handle Trim Only	\$748	\$1150
	PB2338D	Beige Marble Lever Handle Complete Set Trim Only	\$1398	\$2243
	PB2338DT0	Plate & Handle Trim Only	\$748	\$1150
	PB2338F	Green Marble Lever Handle Complete Set Trim Only	\$1398	\$2243
	PB2338FT0	Plate & Handle Trim Only	\$748	\$1150
	DFPHYID	Valve	\$315	
		• Back to back installation capability • Anti-scald • Temperature control within 3.6°F (2°C) of set point even with a 50% water pressure drop • K807 Shower Head • Spout c-c 9-3/8" • Integral Diverter		



Pressure Balance Shower Set

- Temperature control within 3.6°F (2°C) of set point even with a 50% water pressure drop
- Anti-scald
- 2.0 gpm @ max
- K807 Shower Head

Model Number	Description	Finish Pricing Group 1	Finish Pricing Group 2
PB3338B	White Marble Lever Handle Complete Set Trim Only	\$1045	\$1840
PB3338BT0	Plate & Handle Trim Only	\$690	\$1064
PB3338C	Black Marble Lever Handle Complete Set Trim Only	\$1045	\$1840
PB3338CT0	Plate & Handle Trim Only	\$690	\$1064
PB3338D	Beige Marble Lever Handle Complete Set Trim Only	\$1045	\$1840
PB3338DT0	Plate & Handle Trim Only	\$690	\$1064
PB3338F	Green Marble Lever Handle Complete Set Trim Only	\$1045	\$1840
PB3338FT0	Plate & Handle Trim Only	\$690	\$1064
DFPHY	Valve	\$211	



1/2" and 3/4" Thermostatic Shower Trim

- Integral stops and filters
- Anti-scald

TH338B	White Marble Lever Handle Trim Only	\$690	\$1064
TH338C	Black Marble Lever Handle Trim Only	\$690	\$1064
TH338D	Beige Marble Lever Handle Trim Only	\$690	\$1064
TH338F	Green Marble Lever Handle Trim Only	\$690	\$1064
34THERM	3/4" Thermostatic Valve	\$369	
1-115	1/2" Thermostatic Valve	\$219	



Three Handle Tub and Shower Set

- K807 Shower Head
- Spout c-c 9-3/8"
- Round Diverter Handle


K2338B	White Marble Lever Handles Complete Set Trim Only	\$1461	\$2530
K2338C	Black Marble Lever Handles Complete Set Trim Only	\$1461	\$2530
K2338D	Beige Marble Lever Handles Complete Set Trim Only	\$1461	\$2530
K2338F	Green Marble Lever Handles Complete Set Trim Only	\$1461	\$2530
80951PHY	Valve	\$253	



Two Handle Shower Set

- 2.0 gpm @ max
- K807 Shower Head

K3338B	White Marble Lever Handles Complete Set Trim Only	\$1037	\$1898
K3338C	Black Marble Lever Handles Complete Set Trim Only	\$1037	\$1898
K3338D	Beige Marble Lever Handles Complete Set Trim Only	\$1037	\$1898
K3338F	Green Marble Lever Handles Complete Set Trim Only	\$1037	\$1898
8090536R	Valve (8" c-c)	\$199	

	Model Number	Description	Finish Pricing Group 1	Finish Pricing Group 2
Volume Control/Diverter Trim				
	2PV338BA	White Marble Lever Handle Trim Only	\$368	\$600
	2PV338CA	Black Marble Lever Handle Trim Only	\$368	\$600
	2PV338DA	Beige Marble Lever Handle Trim Only	\$368	\$600
	2PV338FA	Green Marble Lever Handle Trim Only	\$368	\$600

1/2" In-Line Stop/Volume Control Valve



- For Non-Handed Functions
- Wall Mount
- May be ordered in handed pairs for hot and cold installation

80607PHY \$89


3/4" In-Line Stop/Volume Control Valve



- For Non-Handed Functions
- Wall Mount
- May be ordered in handed pairs for hot and cold installation

80002125 \$99

3 Function Wall Diverter Valve




- For Non-Handed Functions
- Wall Mount
- (1) 1/2" Inlet
- (3) 1/2" Outlets
- Cal Green Compliant


80001820 \$164


Deck Tub Set with Hand Shower




- | | | | | |
|--------------------------------------------------------------------------------------------------------------------------------------|-----------------|---------------------------------------------------|--------|--------|
| • Hand shower hose length is 59" (1499mm) | K2338BP1 | White Marble Lever Handles Complete Set Trim Only | \$1337 | \$2272 |
| • Integral check valves for backflow protection | K2338CP1 | Black Marble Lever Handles Complete Set Trim Only | \$1337 | \$2272 |
| • K5141 Deck Tub Spout, 3/4" Valves, K6539 White, K6540 Black, K6541 Beige or K6542 Green Marble Hand Shower, and K6005 Deck Bracket | K2338DP1 | Beige Marble Lever Handles Complete Set Trim Only | \$1337 | \$2272 |
| • Spout c-c 9-5/8" | K2338FP1 | Green Marble Lever Handles Complete Set Trim Only | \$1337 | \$2272 |
| • Height 7-1/8" | 80001249 | Valve | \$455 | |






	Model Number	Description	Finish Pricing Group 1	Finish Pricing Group 2
 <ul style="list-style-type: none"> • K5141 Deck Tub Spout and 3/4" Valves • Spout c-c 9-5/8" • Height 7-1/8" 	Deck Tub Set			
	K1338BP	White Marble Lever Handles Complete Set Trim Only	\$1012	\$1800
	K1338CP	Black Marble Lever Handles Complete Set Trim Only	\$1012	\$1800
	K1338DP	Beige Marble Lever Handles Complete Set Trim Only	\$1012	\$1800
	K1338FP	Green Marble Lever Handles Complete Set Trim Only	\$1012	\$1800
	80001248	Valve	\$242	


 <ul style="list-style-type: none"> • Spout c-c 9-5/8" • Height 7-1/8" 	Deck Tub Spout			
	K5141	Spout Only	\$575	\$920

 <ul style="list-style-type: none"> • Spout c-c 7-1/2" 	Wall Tub Set			
	K1338B	White Marble Lever Handles Complete Set Trim Only	\$1094	\$2013
	K1338C	Black Marble Lever Handles Complete Set Trim Only	\$1094	\$2013
	K1338D	Beige Marble Lever Handles Complete Set Trim Only	\$1094	\$2013
	K1338F	Green Marble Lever Handles Complete Set Trim Only	\$1094	\$2013
	8090536R	Valve (8" c-c)	\$220	

 <ul style="list-style-type: none"> • Spout c-c 7-1/2" 	Wall Tub Spout			
	K1141X3	Spout Only	\$345	\$662

 <ul style="list-style-type: none"> • Mounting screws included 	Paper Holder			
	KMB50	White Marble	\$580	\$870
	KMC50	Black Marble	\$580	\$870
	KMD50	Beige Marble	\$580	\$870
	KMF50	Green Marble	\$580	\$870

	Model Number	Description	Finish Pricing Group 1	Finish Pricing Group 2
Towel Bars				
	18" Towel Bar			
	• Mounting screws included			
	KMB65	White Marble	\$617	\$924
	KMC65	Black Marble	\$617	\$924
	KMD65	Beige Marble	\$617	\$924
	KMF65	Green Marble	\$617	\$924
	24" Towel Bar			
	• Mounting screws included			
	KMB70	White Marble	\$617	\$924
	KMC70	Black Marble	\$617	\$924
	KMD70	Beige Marble	\$617	\$924
	KMF70	Green Marble	\$617	\$924
	30" Towel Bar			
	• Mounting screws included			
	KMB75	White Marble	\$617	\$924
	KMC75	Black Marble	\$617	\$924
	KMD75	Beige Marble	\$617	\$924
	KMF75	Green Marble	\$617	\$924
Towel Ring				
	• Mounting screws included			
	KMB40	White Marble	\$211	\$320
	KMC40	Black Marble	\$211	\$320
	KMD40	Beige Marble	\$211	\$320
	KMF40	Green Marble	\$211	\$320
Robe Hook				
	• Mounting screws included			
	KMB10	White Marble	\$228	\$347
	KMC10	Black Marble	\$228	\$347
	KMD10	Beige Marble	\$228	\$347
	KMF10	Green Marble	\$228	\$347
Wall Mounted Soap Dish				
	• Mounting screws included			
	KMB25	White Marble	\$324	\$440
	KMC25	Black Marble	\$324	\$440
	KMD25	Beige Marble	\$324	\$440
	KMF25	Green Marble	\$324	\$440
Wall Mounted Glass Holder				
	• Mounting screws included			
	KMB30	White Marble	\$319	\$433
	KMC30	Black Marble	\$319	\$433
	KMD30	Beige Marble	\$319	\$433
	KMF30	Green Marble	\$319	\$433

	Model Number	Description	Finish Pricing Group 1	Finish Pricing Group 2
	Four Hole Bidet Set			
	K4338B	White Marble Lever Handles	\$1973	\$2760
	K4338C	Black Marble Lever Handles	\$1973	\$2760
	K4338D	Beige Marble Lever Handles	\$1973	\$2760
	K4338F	Green Marble Lever Handles	\$1973	\$2760

- Pop-up drain with lift rod and tailpiece
- Vertical Spray

VERSAILLES



	Model Number	Description	Finish Pricing Group 1	Finish Pricing Group 2
Widespread Faucet				
	K240	Green Onyx Lever Handles	\$1093	\$1955
	K241	Montaione Brown Onyx Lever Handles	\$1093	\$1955
	K242	Bleu Sodalite Lever Handles	\$1352	\$2185
	K243	Pink Onyx Lever Handles	\$1093	\$1955
	K244	Frienze Black Onyx Lever Handles	\$1093	\$1955
Widespread Faucet				
	K330	Green Onyx Lever Handles	\$1093	\$1955
	K331	Montaione Brown Onyx Lever Handles	\$1093	\$1955
	K332	Bleu Sodalite Lever Handles	\$1352	\$2185
	K333	Pink Onyx Lever Handles	\$1093	\$1955
	K334	Frienze Black Onyx Lever Handles	\$1093	\$1955
Wall Lavatory Set				
	WL240	Green Onyx Lever Handles Complete Set Trim Only	\$1403	\$1955
	WL241	Montaione Brown Onyx Lever Handles Complete Set Trim Only	\$1403	\$1955
	WL242	Bleu Sodalite Lever Handles Complete Set Trim Only	\$1610	\$2185
	WL243	Pink Onyx Lever Handles Complete Set Trim Only	\$1403	\$1955
	WL244	Frienze Black Onyx Lever Handles Complete Set Trim Only	\$1403	\$1955
	8090536RNL	Valve (8" c-c)	\$220	
1/2" Mini Thermostatic Valve w/ Volume Control or Diverter				
	4-459F	Green Onyx Lever Handles	\$950	\$1600
	4-459E	Montaione Brown Onyx Lever Handles	\$950	\$1600
	4-459A	Bleu Sodalite Lever Handles	\$1200	\$2000
	4-459G	Pink Onyx Lever Handles	\$950	\$1600
	4-459C	Frienze Black Onyx Lever Handles	\$950	\$1600
	1-116	Valve w/ Volume Control	\$285	
	1-117	Valve w/ Diverter	\$335	



Pressure Balance Tub and Shower Set

- Back to back installation capability
- Anti-scald
- Temperature control within 3.6°F (2°C) of set point even with a 50% water pressure drop
- K807 Shower Head
- Spout c-c 7-1/2"
- Integral Diverter

Model Number	Description	Finish Pricing Group 1	Finish Pricing Group 2
PB2240	Green Onyx Lever Handle Complete Set Trim Only	\$1743	\$2847
PB2240T0	Plate & Handle Trim Only	\$863	\$1323
PB2241	Montaione Brown Onyx Lever Handle Complete Set Trim Only	\$1743	\$2847
PB2241T0	Plate & Handle Trim Only	\$863	\$1323
PB2242	Bleu Sodalite Lever Handle Complete Set Trim Only	\$1973	\$3077
PB2242T0	Plate & Handle Trim Only	\$978	\$1438
PB2243	Pink Onyx Lever Handle Complete Set Trim Only	\$1743	\$2847
PB2243T0	Plate & Handle Trim Only	\$863	\$1323
PB2244	Frienze Black Onyx Lever Handle Complete Set Trim Only	\$1743	\$2847
PB2244T0	Plate & Handle Trim Only	\$863	\$1323
DFPHYID	Valve	\$315	



Pressure Balance Shower Set

- Temperature control within 3.6°F (2°C) of set point even with a 50% water pressure drop
- Anti-scald
- 2.0 gpm @ max
- K807 Shower Head


PB3240	Green Onyx Lever Handle Complete Set Trim Only	\$1045	\$1610
PB3240T0	Plate & Handle Trim Only	\$748	\$1150
PB3241	Montaione Brown Onyx Lever Handle Complete Set Trim Only	\$1045	\$1610
PB3241T0	Plate & Handle Trim Only	\$748	\$1150
PB3242	Bleu Sodalite Lever Handle Complete Set Trim Only	\$1160	\$1725
PB3242T0	Plate & Handle Trim Only	\$863	\$1265
PB3243	Pink Onyx Lever Handle Complete Set Trim Only	\$1045	\$1610
PB3243T0	Plate & Handle Trim Only	\$748	\$1150
PB3244	Frienze Black Onyx Lever Handle Complete Set Trim Only	\$1045	\$1610
PB3244T0	Plate & Handle Trim Only	\$748	\$1150
DFPHY	Valve	\$211	





1/2" and 3/4" Thermostatic Shower Trim


- Integral stops and filters
- Anti-scald

TH240	Green Onyx Lever Handle Trim Only	\$748	\$1150
TH241	Montaione Brown Onyx Lever Handle Trim Only	\$748	\$1150
TH242	Bleu Sodalite Lever Handle Trim Only	\$863	\$1265
TH243	Pink Onyx Lever Handle Trim Only	\$748	\$1150
TH244	Frienze Black Onyx Lever Handle Trim Only	\$748	\$1150
34THERM	3/4" Thermostatic Valve	\$369	
1-115	1/2" Thermostatic Valve	\$219	


	Model Number	Description	Finish Pricing Group 1	Finish Pricing Group 2
Three Handle Tub and Shower Set				
 <ul style="list-style-type: none"> • K807 Shower Head • Spout c-c 7-1/2" • Round Diverter Handle 	K2240	Green Onyx Lever Handles Complete Set Trim Only	\$1748	\$2990
	K2241	Montañone Brown Onyx Lever Handles Complete Set Trim Only	\$1748	\$2990
	K2242	Bleu Sodalite Lever Handles Complete Set Trim Only	\$1978	\$3335
	K2243	Pink Onyx Lever Handles Complete Set Trim Only	\$1748	\$2990
	K2244	Frieze Black Onyx Lever Handles Complete Set Trim Only	\$1748	\$2990
	80951PHY	Valve	\$253	

Two Handle Shower Set				
 <ul style="list-style-type: none"> • 2.0 gpm @ max • K807 Shower Head 	K3240	Green Onyx Lever Handles Complete Set Trim Only	\$1037	\$1898
	K3241	Montañone Brown Onyx Lever Handles Complete Set Trim Only	\$1037	\$1898
	K3242	Bleu Sodalite Lever Handles Complete Set Trim Only	\$1152	\$2013
	K3243	Pink Onyx Lever Handles Complete Set Trim Only	\$1037	\$1898
	K3244	Frieze Black Onyx Lever Handles Complete Set Trim Only	\$1037	\$1898
	8090536R	Valve	\$220	


Volume Control/Diverter Trim				
 <ul style="list-style-type: none"> • Use with 1/2" or 3/4" Volume Control or Diverter 	2PV240A	Green Onyx Lever Handle Trim Only	\$374	\$482
	2PV241A	Montañone Brown Onyx Lever Handle Trim Only	\$374	\$482
	2PV242A	Bleu Sodalite Lever Handle Trim Only	\$493	\$647
	2PV243A	Pink Onyx Lever Handle Trim Only	\$374	\$482
	2PV244A	Frieze Black Onyx Lever Handle Trim Only	\$374	\$482


1/2" In-Line Stop/Volume Control Valve				
 <ul style="list-style-type: none"> • For Non-Handed Functions • Wall Mount • May be ordered in handed pairs for hot and cold installation 	80607PHY		\$89	

	Model Number	Description	Finish Pricing Group 1	Finish Pricing Group 2
3/4" In-Line Stop/Volume Control Valve				
	80002125	<ul style="list-style-type: none"> For Non-Handed Functions Wall Mount May be ordered in handed pairs for hot and cold installation 	\$99	
3 Function Wall Diverter Valve				
	80001820	<ul style="list-style-type: none"> For Non-Handed Functions Wall Mount (1) 1/2" Inlet (3) 1/2" Outlets Cal Green Compliant 	\$164	
Deck Tub Set with Hand Shower				
	K2240P1	Green Onyx Lever Handles Complete Set Trim Only	\$1725	\$2933
	K2241P1	Montaione Brown Onyx Lever Handles Complete Set Trim Only	\$1725	\$2933
	K2242P1	Bleu Sodalite Lever Handles Complete Set Trim Only	\$1955	\$3163
	K2243P1	Pink Onyx Lever Handles Complete Set Trim Only	\$1725	\$2933
	K2244P1	Frienze Black Onyx Lever Handles Complete Set Trim Only	\$1725	\$2933
	80001249	Valve	\$455	
Deck Tub Set				
	K1240P	Green Onyx Lever Handles Complete Set Trim Only	\$1265	\$2415
	K1241P	Montaione Brown Onyx Lever Handles Complete Set Trim Only	\$1265	\$2415
	K1242P	Bleu Sodalite Lever Handles Complete Set Trim Only	\$1495	\$2645
	K1243P	Pink Onyx Lever Handles Complete Set Trim Only	\$1265	\$2415
	K1244P	Frienze Black Onyx Lever Handles Complete Set Trim Only	\$1265	\$2415
	80001248	Valve (8" c-c)	\$242	
Deck Tub Spout				
	K5141	Spout Only	\$575	\$920


	Model Number	Description	Finish Pricing Group 1	Finish Pricing Group 2
	Wall Tub Set			
	• Spout c-c 7-1/2"			
	K1240	Green Onyx Lever Handles Complete Set Trim Only	\$1454	\$2283
	K1241	Montaione Brown Onyx Lever Handles Complete Set Trim Only	\$1454	\$2283
	K1242	Bleu Sodalite Lever Handles Complete Set Trim Only	\$1668	\$2530
	K1243	Pink Onyx Lever Handles Complete Set Trim Only	\$1454	\$2283
	K1244	Frienze Black Onyx Lever Handles Complete Set Trim Only	\$1454	\$2283
	8090536R	Valve (8" c-c)	\$220	

	Wall Tub Spout			
	• Spout c-c 7-1/2"			
	K1141X3	Spout Only	\$345	\$662


	Hand Shower with Hose			
	• Hand shower hose length is 59" (1499mm)			
	K6640	Green Onyx	\$524	\$795
	K6641	Montaione Brown Onyx	\$524	\$795
	K6642	Bleu Sodalite	\$723	\$1103
	K6643	Pink Onyx	\$524	\$795
	K6644	Frienze Black Onyx	\$524	\$795

	Paper Holder			
	• Mounting screws included			
	KTA50	Green Onyx	\$831	\$1279
	KTB50	Montaione Brown Onyx	\$831	\$1279
	KTC50	Bleu Sodalite	\$1065	\$1598
	KT D50	Pink Onyx	\$831	\$1279
	KTF50	Frienze Black Onyx	\$831	\$1279

	Model Number	Description	Finish Pricing Group 1	Finish Pricing Group 2
Towel Bars				
	18" Towel Bar			
	• Mounting screws included			
	KTA65	Green Onyx	\$855	\$1283
	KTB65	Montaione Brown Onyx	\$855	\$1283
	KTC65	Bleu Sodalite	\$1090	\$1635
	KTD65	Pink Onyx	\$855	\$1283
	KTF65	Frienze Black Onyx	\$855	\$1283
	24" Towel Bar			
	• Mounting screws included			
	KTA70	Green Onyx	\$868	\$1301
	KTB70	Montaione Brown Onyx	\$868	\$1301
	KTC70	Bleu Sodalite	\$1102	\$1652
	KTD70	Pink Onyx	\$868	\$1301
	KTF70	Frienze Black Onyx	\$868	\$1301
	30" Towel Bar			
	• Mounting screws included			
	KTA75	Green Onyx	\$879	\$1320
	KTB75	Montaione Brown Onyx	\$879	\$1320
	KTC75	Bleu Sodalite	\$1114	\$1670
	KTD75	Pink Onyx	\$879	\$1320
	KTF75	Frienze Black Onyx	\$879	\$1320
Towel Ring				
	• Mounting screws included			
	KTA40	Green Onyx	\$282	\$426
	KTB40	Montaione Brown Onyx	\$282	\$426
	KTC40	Bleu Sodalite	\$448	\$749
	KTD40	Pink Onyx	\$282	\$426
	KTF40	Frienze Black Onyx	\$282	\$426
Robe Hook				
	• Mounting screws included			
	KTA10	Green Onyx	\$259	\$500
	KTB10	Montaione Brown Onyx	\$259	\$500
	KTC10	Bleu Sodalite	\$433	\$625
	KTD10	Pink Onyx	\$259	\$500
	KTF10	Frienze Black Onyx	\$259	\$500
Wall Mounted Soap Dish				
	• Mounting screws included			
	KTA25	Green Onyx	\$389	\$525
	KTB25	Montaione Brown Onyx	\$389	\$525
	KTC25	Bleu Sodalite	\$598	\$746
	KTD25	Pink Onyx	\$389	\$525
	KTF25	Frienze Black Onyx	\$389	\$525

	Model Number	Description	Finish Pricing Group 1	Finish Pricing Group 2
Wall Mounted Glass Holder				
	KTA30	Green Onyx	\$385	\$517
	KTB30	Montaione Brown Onyx	\$385	\$517
	KTC30	Bleu Sodalite	\$590	\$739
	KTD30	Pink Onyx	\$385	\$517
	KTF30	Frienze Black Onyx	\$385	\$517

- Mounting screws included

Four Hole Bidet Set				
	K4240	Green Onyx Lever Handles	\$2026	\$2843
	K4241	Montaione Brown Onyx Lever Handles	\$2026	\$2843
	K4242	Bleu Sodalite Lever Handles	\$2300	\$3335
	K4243	Pink Onyx Lever Handles	\$2026	\$2843
	K4244	Frienze Black Onyx Lever Handles	\$2026	\$2843

- Pop-up drain with lift rod and tailpiece
- Vertical Spray

PHYL RICH[®]

AMPHORA



Model Number	Description	Finish Pricing Group 1	Finish Pricing Group 2
--------------	-------------	------------------------	------------------------

Widespread Faucet



- 12" (305mm) maximum centers
- Pop-up drain with lift rod and tailpiece
- 1.5 gpm @ 60 psi
- Spout c-c 5-3/4"
- Height 4-1/2"

K104	Ribbon Lever	\$690	\$1265
-------------	--------------	-------	--------

Widespread Faucet



- 12" (305mm) maximum centers
- Pop-up drain with lift rod and tailpiece
- 1.5 gpm @ 60 psi
- Spout c-c 5-3/4"
- Height 4-1/2"

K105	Flair Lever Handles	\$690	\$1265
-------------	---------------------	-------	--------

Wall Lavatory Set



- 1.5 gpm @ 60 psi
- Spout c-c 7-1/2"

WL104	Ribbon Lever Handles Complete Set Trim Only	\$490	\$1000
8090536RNL	Valve (8" c-c)	\$220	

Wall Lavatory Set



- 1.5 gpm @ 60 psi
- Spout c-c 7-1/2"

WL105	Flair Lever Handles Complete Set Trim Only	\$490	\$1000
8090536RNL	Valve (8" c-c)	\$220	



1/2" Mini Thermostatic Valve w/ Volume Control or Diverter

- 2 Handles
- 9" x 4" Plate
- Center-Center 5"
- 6.5 gpm @ 45 psi
- Anti-scald
- Integral Stops and Filters
- Trim Control Can be used with 1-116 or 1-117
- CALGreen Compliant

Model Number	Description	Finish Pricing Group 1	Finish Pricing Group 2
4-325	Ribbon Lever Handle Complete Set Trim Only	\$700	\$1300
4-331	Flair Lever Handle Complete Set Trim Only	\$700	\$1300
1-116	Valve w/ Volume Control	\$285	
1-117	Valve w/ Diverter	\$335	



Pressure Balance Tub and Shower Set

- Back to back installation capability
- Anti-scald
- Temperature control within 3.6°F (2°C) of set point even with a 50% water pressure drop
- K805 Shower Head
- Spout c-c 7-1/2"
- Integral Diverter

PB2104	Ribbon Lever Handle Complete Set Trim Only	\$708	\$1380
DFPHYID	Valve	\$315	
PB2104T0	Plate & Handle Trim Only	\$460	\$863



Pressure Balance Tub and Shower Set

- Back to back installation capability
- Anti-scald
- Temperature control within 3.6°F (2°C) of set point even with a 50% water pressure drop
- K805 Shower Head
- Spout c-c 7-1/2"
- Integral Diverter

PB2105	Flair Lever Handle Complete Set Trim Only	\$708	\$1380
DFPHYID	Valve	\$315	
PB2105T0	Plate & Handle Trim Only	\$460	\$863







Pressure Balance Shower Set






- Temperature controlled by handle
- Temperature control within 3.6°F (2°C) of set point even with a 50% water pressure drop
- Anti-scald
- 2.0 gpm @ max
- K805 Shower Head







PB3104	Ribbon Lever Handle Complete Set Trim Only	\$644	\$1093
DFPHY	Valve	\$211	







	Model Number	Description	Finish Pricing Group 1	Finish Pricing Group 2
	Pressure Balance Shower Set			
	PB3105	Flair Lever Handle Complete Set Trim Only	\$644	\$1093
	DFPHY	Valve	\$211	
		<ul style="list-style-type: none"> • Temperature controlled by handle • Temperature control within 3.6°F (2°C) of set point even with a 50% water pressure drop • Anti-scald • 2.0 gpm @ max • K805 Shower Head 		
	Pressure Balance Plate			
	PB104	Ribbon Lever Handle Trim Only	\$403	\$777
	DFPHY	Valve	\$211	
		<ul style="list-style-type: none"> • Temperature control within 3.6°F (2°C) of set point even with a 50% water pressure drop 		
	Pressure Balance Plate			
	PB105	Flair Lever Handle Trim Only	\$403	\$777
	DFPHY	Valve	\$211	
		<ul style="list-style-type: none"> • Temperature control within 3.6°F (2°C) of set point even with a 50% water pressure drop 		
	1/2" and 3/4" Thermostatic Shower Trim			
	TH104	Ribbon Lever Handle Trim Only	\$403	\$777
	34THERM	3/4" Thermostatic Valve	\$369	
	1-115	1/2" Thermostatic Valve	\$219	
		<ul style="list-style-type: none"> • Integral stops and filters • Anti-scald 		

	Model Number	Description	Finish Pricing Group 1	Finish Pricing Group 2
	1/2" and 3/4" Thermostatic Shower Trim			
	TH105	Flair Lever Handle Trim Only	\$403	\$777
	34THERM	3/4" Thermostatic Valve	\$369	
	1-115	1/2" Thermostatic Valve	\$219	
	Three Handle Tub and Shower Set			
	K2104	Complete Set Trim Only	\$653	\$1093
	80951PHY	Valve (8" c-c)	\$253	
	Three Handle Tub and Shower Set			
	K2105	Complete Set Trim Only	\$653	\$1093
	80951PHY	Valve (8" c-c)	\$253	
	Two Handle Shower Set			
	K3104	Complete Set Trim Only	\$462	\$920
	8090536R	Valve (8" c-c)	\$220	

	Model Number	Description	Finish Pricing Group 1	Finish Pricing Group 2
	Two Handle Shower Set			
	K3105	Complete Set Trim Only	\$462	\$920
	8090536R	Valve (8" c-c)	\$220	
	Volume Control/Diverter Trim			
	2PV104A	Ribbon Lever Handle Trim Only	\$289	\$362
	Volume Control/Diverter Trim			
	2PV105A	Flair Lever Handle Trim Only	\$289	\$362
	1/2" In-Line Stop/Volume Control Valve			
	80607PHY		\$89	
	3/4" In-Line Stop/Volume Control Valve			
	80002125		\$99	
	3 Function Wall Diverter Valve			
	80001820		\$164	

	Model Number	Description	Finish Pricing Group 1	Finish Pricing Group 2
Deck Tub Set with Hand Shower				
 <ul style="list-style-type: none"> • 30" (762mm) maximum centers from diverter to hand shower • Hand shower hose length is 59" (1499mm) • Integral check valves for backflow protection • K5104 Deck Tub Spout, 3/4" Valves, K6104 Hand Shower, and K6005 Deck Bracket • Spout c-c 8-1/8" • Height 5-1/8" 	K2104L1	Complete Set Trim Only	\$805	\$1495
	80001249	Valve	\$455	
Deck Tub Set with Hand Shower				
 <ul style="list-style-type: none"> • 30" (762mm) maximum centers from diverter to hand shower • Hand shower hose length is 59" (1499mm) • Integral check valves for backflow protection • K5105 Deck Tub Spout, 3/4" Valves, K6104 Hand Shower, and K6005 Deck Bracket • Spout c-c 8-1/8" • Height 5-1/8" 	K2105L1	Complete Set Trim Only	\$805	\$1495
	80001249	Valve	\$455	
Deck Tub Set				
 <ul style="list-style-type: none"> • K5104 Deck Tub Spout and 3/4" Valves • Spout c-c 8-1/8" • Height 5-1/8" 	K1104L	Ribbon Lever Handles	\$667	\$1093
	80001248	Complete Set Trim Only	\$242	
Deck Tub Set				
 <ul style="list-style-type: none"> • K5105 Deck Tub Spout and 3/4" Valves • Spout c-c 8-1/8" • Height 5-1/8" 	K1105L	Flair Lever Handles	\$667	\$1093
	80001248	Complete Set Trim Only	\$242	
Deck Tub Spout				
 <ul style="list-style-type: none"> • Spout c-c 8-1/8" • Height 5-1/8" 	K5104	Ribbon Spout Only	\$460	\$863

		Model Number	Description	Finish Pricing Group 1	Finish Pricing Group 2
	Deck Tub Spout				
	<ul style="list-style-type: none"> Spout c-c 8-1/8" Height 5-1/8" 	K5105	Flair Spout Only	\$460	\$863
	Wall Tub Set				
	<ul style="list-style-type: none"> Spout c-c 7-1/2" 	K1104	Ribbon Lever Handles Complete Set Trim Only	\$490	\$1000
		8090536R	Valve (8" c-c)	\$220	
	Wall Tub Set				
	<ul style="list-style-type: none"> Spout c-c 7-1/2" 	K1105	Flair Lever Handles	\$490	\$1000
		8090536R	Valve (8" c-c)	\$220	
	Wall Tub Spout				
	<ul style="list-style-type: none"> Spout c-c 7-1/2" 1/2" NPT 	K1104X3	Spout Only	\$259	\$518
	Amphora Shower Head				
	<ul style="list-style-type: none"> Comes with 8" Arm & Escutcheon 2.0 gpm @ max 	K805		\$426	\$699
	Hand Shower with Hose				
	<ul style="list-style-type: none"> Hand shower hose length is 59" (1499mm) 	K6104		\$317	\$483

		Model Number	Description	Finish Pricing Group 1	Finish Pricing Group 2
	Paper Holder				
	<ul style="list-style-type: none"> Mounting screws included 	KP50		\$183	\$400
	Single Post Paper Holder				
	<ul style="list-style-type: none"> Mounting screws included 	KP55		\$160	\$400
	Towel Bars				
	18" Towel Bar				
	<ul style="list-style-type: none"> Mounting screws included 	KP65		\$184	\$400
	24" Towel Bar				
	<ul style="list-style-type: none"> Mounting screws included 	KP70		\$184	\$400
	30" Towel Bar				
	<ul style="list-style-type: none"> Mounting screws included 	KP75		\$184	\$400
	Towel Ring				
	<ul style="list-style-type: none"> Mounting screws included 	KP40		\$160	\$356
	Robe Hook				
	<ul style="list-style-type: none"> Mounting screws included 	KP10		\$91	\$184
	Wall Mounted Soap Dish				
	<ul style="list-style-type: none"> Mounting screws included 	KP25		\$160	\$409
	24" Glass Shelf				
	<ul style="list-style-type: none"> Mounting screws included Tempered Glass 	KP100		\$344	\$914

	Model Number	Description	Finish Pricing Group 1	Finish Pricing Group 2
--	-----------------	-------------	------------------------------	------------------------------

Wall Mounted Glass Holder



- Mounting screws included

KP30

\$160

\$397

Four Hole Bidet Set



- Pop-up drain with lift rod and tailpiece
- Vertical Spray

K4104

Ribbon Lever Handles

\$1035

\$1911

Four Hole Bidet Set



- Pop-up drain with lift rod and tailpiece
- Vertical Spray

K4105

Flair Lever Handles

\$1035

\$1911

PHYL RICH[®]

WAVELAND



Widespread Faucet



- Pop-up drain with lift rod and tailpiece
- 1.5 gpm @ 60 psi
- Spout c-c 6-1/4"
- Height 5"

Model
Number

Description

Finish
Pricing
Group 1

Finish
Pricing
Group 2

K711

Specify Split Finish

\$777

\$1265

Wall Lavatory Set



- 1.5 gpm @ 60 psi
- Spout c-c 8-1/2"

WL711

Specify Split Finish
Complete Set Trim Only

\$650

\$1093

8090536RNL

Valve (8" c-c)

\$220

1/2" Mini Thermostatic Valve w/ Volume Control or Diverter



- 2 Handles
- 9" x 4" Plate
- Center-Center 5"
- 6.5 gpm @ 45 psi
- Anti-scald
- Integral Stops and Filters
- Trim Control Can be used with 1-116 or 1-117
- CALGreen Compliant

4-463

Specify Split Finish
Complete Set Trim Only

\$750

\$1350

1-116

Valve w/ Volume Control

\$285

1-117

Valve w/ Diverter

\$335

Pressure Balance Tub and Shower Set



- Back to back installation capability
- Anti-scald
- Temperature control within 3.6°F (2°C) of set point even with a 50% water pressure drop
- K838 Multifunction Shower Head
- Spout c-c 8-1/2"
- Integral Diverter

PB2711

Specify Split Finish
Complete Set Trim Only

\$930

\$1610

DFPHYID

Valve





\$315

PB2711TO

Plate & Handle Trim Only

\$518



\$978

		Model Number	Description	Finish Pricing Group 1	Finish Pricing Group 2
	Pressure Balance Shower Set				
	<ul style="list-style-type: none"> • Temperature control within 3.6°F (2°C) of set point even with a 50% water pressure drop • Anti-scald • 2.0 gpm @ max • K838 Multifunction Shower Head 	PB3711	Specify Split Finish Complete Set Trim Only	\$815	\$1380
		DFPHY	Valve	\$211	
		PB3711T0	Plate & Handle Trim Only	\$518	\$920
	Pressure Balance Plate				
	<ul style="list-style-type: none"> • Temperature control within 3.6°F (2°C) of set point even with a 50% water pressure drop 	PB711	Specify Split Finish Complete Set Trim Only	\$460	\$920
		DFPHY	Valve	\$211	
	1/2" and 3/4" Thermostatic Shower Trim				
	<ul style="list-style-type: none"> • Integral stops and filters • Anti-scald 	TH711	Specify Split Finish	\$518	\$920
		34THERM	3/4" Thermostatic Valve	\$369	
		1-115	1/2" Thermostatic Valve	\$219	
	Three Handle Tub and Shower Set				
	<ul style="list-style-type: none"> • K838 Multifunction Shower Head • Spout c-c 8-1/2" 	K2711	Specify Split Finish Complete Set Trim Only	\$943	\$1438
		80951PHY	Valve	\$253	

	Model Number	Description	Finish Pricing Group 1	Finish Pricing Group 2
Two Handle Shower Set				
	K3711	Specify Split Finish Complete Set Trim Only	\$948	\$1438
	8090536R	Valve (8" c-c)	\$220	
Volume Control/Diverter Trim				
	2PV711A	Specify Split Finish	\$328	\$572
1/2" In-Line Stop/Volume Control Valve				
	80607PHY		\$89	
3/4" In-Line Stop/Volume Control Valve				
	80002125		\$99	
3 Function Wall Diverter Valve				
	80001820		\$164	
Deck Tub Set with Hand Shower				
	K2711L	Specify Split Finish Complete Set Trim Only	\$1021	\$1783
	80001249	Valve	\$455	

		Model Number	Description	Finish Pricing Group 1	Finish Pricing Group 2
	Deck Tub Set				
	• 1-1/2" (38mm) hole size for valves	K1711	Specify Split Finish Complete Set Trim Only	\$750	\$1300
	• 1-1/8" (29mm) hole size for spout	80001248	Valve (8" c-c)	\$242	
	• K5711 Deck Tub Spout and 3/4" Valves				
	• Spout c-c 8-1/4"				
	• Height 5-5/8"				
	Deck Tub Spout				
	• Spout c-c 8-1/4"	K5711	Specify Split Finish Spout Only	\$460	\$748
	• Height 5-5/8"				
	Wall Tub Set				
	• Spout c-c 8-1/2"	K1711L	Specify Split Finish Complete Set Trim Only	\$548	\$1093
		8090536R	Valve (8" c-c)	\$220	
	Wall Tub Spout				
	• Spout c-c 8-1/2"	K1711X3	Spout Only	\$368	\$805
	Contemporary Multifunction Shower Head				
	• With Square Escutcheon	K838		\$460	\$644
	• Comes with 8" Arm & Escutcheon				
	• 2.0 gpm @ max				
	Waveland Hand Shower with Hose				
	• Hand shower hose length is 59" (1499mm)	K6711		\$253	\$449

		Model Number	Description	Finish Pricing Group 1	Finish Pricing Group 2
	Single Post Paper Holder				
	<ul style="list-style-type: none"> Mounting screws included 	KC55	Specify Split Finish Or Solid Metal Lever	\$275	\$400
Towel Bars					
	18" Towel Bar				
	<ul style="list-style-type: none"> Mounting screws included 	KC65	Specify Split Finish Or Solid Metal Lever	\$271	\$566
	24" Towel Bar				
	<ul style="list-style-type: none"> Mounting screws included 	KC70	Specify Split Finish Or Solid Metal Lever	\$271	\$566
	30" Towel Bar				
	<ul style="list-style-type: none"> Mounting screws included 	KC75	Specify Split Finish Or Solid Metal Lever	\$271	\$566
Towel Ring					
					
	<ul style="list-style-type: none"> Mounting screws included 	KC40	Specify Split Finish Or Solid Metal Lever	\$226	\$327
Robe Hook					
					
	<ul style="list-style-type: none"> Mounting screws included 	KC10	Specify Split Finish Or Solid Metal Lever	\$206	\$299
Wall Mounted Soap Dish					
					
	<ul style="list-style-type: none"> Mounting screws included 	KC25	Specify Split Finish Or Solid Metal Lever	\$202	\$293
24" Glass Shelf					
					
	<ul style="list-style-type: none"> Mounting screws included Tempered Glass 	KC100	Specify Split Finish Or Solid Metal Lever	\$518	\$777

		Model Number	Description	Finish Pricing Group 1	Finish Pricing Group 2
	Wall Mounted Glass Holder <ul style="list-style-type: none">• Mounting screws included	KC30	Specify Split Finish	\$202	\$293
	Four Hole Bidet Set <ul style="list-style-type: none">• Pop-up drain with lift rod and tailpiece• Vertical Spray	K4711	Specify Split Finish	\$1265	\$2070

OLD TYME



Wall Mounted Exposed Tub & Shower



Model Number	Description	Finish Pricing Group 1	Finish Pricing Group 2
K2393	Porcelain Lever Handles	\$978	\$2070

Deck Mounted Exposed Tub & Shower



K2393D	Porcelain Lever Handles	\$978	\$2070
--------	-------------------------	-------	--------

Wall Mounted Exposed Tub & Shower



K2394B	White Marble Lever Handles	\$1150	\$2070
K2394C	Black Marble Lever Handles	\$1150	\$2070
K2394D	Beige Marble Lever Handles	\$1150	\$2070
K2394F	Green Marble Lever Handles	\$1150	\$2070

Model Number	Description	Finish Pricing Group 1	Finish Pricing Group 2
--------------	-------------	------------------------	------------------------

Deck Mounted Exposed Tub & Shower



K2394BD	White Marble Lever Handles	\$1265	\$2185
K2394CD	Black Marble Lever Handles	\$1265	\$2185
K2394DD	Beige Marble Lever Handles	\$1265	\$2185
K2394FD	Green Marble Lever Handles	\$1265	\$2185

30" Floor Risers For Old Tyme Wall Mount



K2390XFR30	\$518	\$1610
------------	-------	--------

36" Floor Risers For Old Tyme Wall Mount



K2390XFR36	\$575	\$1955
------------	-------	--------

KITCHEN & BAR



Model Number	Description	Finish Pricing Group 1	Finish Pricing Group 2
--------------	-------------	------------------------	------------------------



3Ring Bar Faucet

- Height 10"-11"
- 2.2 gpm @ max
- Spout Reach: 6.9375"
- 1-1/2" (38mm) hole size for Bar Faucet

DK205	Straight Lever Handle	\$633	\$796
--------------	-----------------------	-------	-------



3Ring Kitchen Faucet

- Height 10"-11"
- 2.2 gpm @ max
- Spout Reach: 8.9375"
- 1-1/2" (38mm) hole size for Kitchen Faucet


DK205	Straight Lever Handle	\$662	\$1057
--------------	-----------------------	-------	--------




3Ring Kitchen Faucet with Sidespray


- Height 10"-11"
- 2.2 gpm @ max
- Spout Reach: 8.9375"
- 1-1/2" (38mm) hole size for Kitchen Faucet


DK205S	Straight Lever Handle	\$863	\$1380
---------------	-----------------------	-------	--------


	Model Number	Description	Finish Pricing Group 1	Finish Pricing Group 2
	Single Hole Bar Faucet			
	<ul style="list-style-type: none">• Height 12-3/4"• 1-1/8" (29mm) hole size for Bar Faucet• 2.2 gpm @ max• Spout Reach: 5.250"			
	K8108	Cut Crystal Lever Handles	\$598	\$978

	Single Hole Bar Faucet			
	<ul style="list-style-type: none">• Height 13-1/2"• 1-1/8" (29mm) hole size for Bar Faucet• 2.2 gpm @ max• Spout Reach: 9.500"			
	K8108H	Cut Crystal Lever Handles	\$598	\$978

	Single Hole Bar Faucet			
	<ul style="list-style-type: none">• Height 12-3/4"• 1-1/8" (29mm) hole size for Bar Faucet• 2.2 gpm @ max• Spout Reach: 5.250"			
	K8158B	White Marble Lever Handles	\$598	\$978
	K8158C	Black Marble Lever Handles	\$598	\$978
	K8158D	Beige Marble Lever Handles	\$598	\$978
	K8158F	Green Marble Lever Handles	\$598	\$978


	Model Number	Description	Finish Pricing Group 1	Finish Pricing Group 2
	Single Hole Bar Faucet			
	• Height 13-1/2"	K8158BH White Marble Lever Handles	\$598	\$978
	• 1-1/8" (29mm) hole size for Bar Faucet	K8158CH Black Marble Lever Handles	\$598	\$978
	• 2.2 gpm @ max	K8158DH Beige Marble Lever Handles	\$598	\$978
	• Spout Reach: 9.500"	K8158FH Green Marble Lever Handles	\$598	\$978

	Single Hole Bar Faucet			
	• Height 12-3/4"	K8160 Brass Lever Handles	\$489	\$863
	• 1-1/8" (29mm) hole size for Bar Faucet			
	• 2.2 gpm @ max			
	• Spout Reach: 5.250"			

	Single Hole Bar Faucet			
	• Height 13-1/2"	K8160H Brass Lever Handles	\$489	\$863
	• 1-1/8" (29mm) hole size for Bar Faucet			
	• 2.2 gpm @ max			
	• Spout Reach: 9.500"			

	Model Number	Description	Finish Pricing Group 1	Finish Pricing Group 2
	Single Hole Bar Faucet			
	K8161	White Porcelain Lever Handles	\$489	\$863
	<ul style="list-style-type: none">• Height 12-3/4"• 1-1/8" (29mm) hole size for Bar Faucet• 2.2 gpm @ max• Spout Reach: 5.250"			

	Single Hole Bar Faucet			
	K8161H	White Porcelain Lever Handles	\$489	\$863
	<ul style="list-style-type: none">• Height 13-1/2"• 1-1/8" (29mm) hole size for Bar Faucet• 2.2 gpm @ max• Spout Reach: 9.500"			

	Single Hole Bar Faucet			
	K8190	Brass Cross Handles	\$489	\$863
	<ul style="list-style-type: none">• Height 12-3/4"• 1-1/8" (29mm) hole size for Bar Faucet• 2.2 gpm @ max• Spout Reach: 5.250"			

	Model Number	Description	Finish Pricing Group 1	Finish Pricing Group 2
--	--------------	-------------	------------------------	------------------------

Single Hole Bar Faucet



- Height 13-1/2"
- 1-1/8" (29mm) hole size for Bar Faucet
- 2.2 gpm @ max
- Spout Reach: 9.500"

K8190H	Brass Cross Handles	\$489	\$863
--------	---------------------	-------	-------

Single Hole Bar Faucet



- Height 12-3/4"
- 1-1/8" (29mm) hole size for Bar Faucet
- 2.2 gpm @ max
- Spout Reach: 5.250"

K8200	Brass Lever Handles	\$489	\$863
-------	---------------------	-------	-------

Single Hole Bar Faucet



- Height 13-1/2"
- 1-1/8" (29mm) hole size for Bar Faucet
- 2.2 gpm @ max
- Spout Reach: 9.500"

K8200H	Brass Lever Handles	\$489	\$863
--------	---------------------	-------	-------








PHYL RICH[®]








CABINET HARDWARE



	Model Number	Description	Finish Pricing Group 1	Finish Pricing Group 2
	Georgetown and Marquis Collection Cabinet Knob			
		<ul style="list-style-type: none"> Fasteners/bolts included Back plate not included 		
	1022487		\$28	\$60
	Amphora Ribbon Collection Cabinet Knob			
		<ul style="list-style-type: none"> Fasteners/bolts included Back plate not included 		
	1029104		\$28	\$60
	Amphora Flair Collection Cabinet Knob			
		<ul style="list-style-type: none"> Fasteners/bolts included Back plate not included 		
	1029105		\$28	\$60
	Le Verre & La Crosse Collection Cabinet Knob			
		<ul style="list-style-type: none"> Fasteners/bolts included Back plate not included 		
	1029170		\$30	\$69
	Barcelona Collection Cabinet Knob			
		<ul style="list-style-type: none"> Fasteners/bolts included Back plate not included 		
	1029301		\$30	\$69
	Georgian Collection Cabinet Knob			
		<ul style="list-style-type: none"> Fasteners/bolts included Back plate not included 		
	1029305		\$30	\$69

CABINET HARDWARE

		Model Number	Description	Finish Pricing Group 1	Finish Pricing Group 2
	Swing Collection Cabinet Knob				
	<ul style="list-style-type: none"> • Fasteners/bolts included • Back plate not included 	1029309		\$28	\$60
	Dolphin Collection Cabinet Knob				
	<ul style="list-style-type: none"> • Fasteners/bolts included • Back plate not included 	1029313	Shell	\$42	\$69
	Baroque Collection Cabinet Knob				
	<ul style="list-style-type: none"> • Fasteners/bolts included • Back plate not included 	1029318		\$46	\$75
	Ribbon & Reed Collection Cabinet Knob				
	<ul style="list-style-type: none"> • Fasteners/bolts included • Back plate not included 	1029337		\$46	\$87
	Cut Crystal Cabinet Knob				
	<ul style="list-style-type: none"> • Fasteners/bolts included • Back plate not included 	105156		\$75	\$104
	Mirabella Collection Cabinet Knob				
	<ul style="list-style-type: none"> • Fasteners/bolts included • Back plate not included 	10534		\$68	\$104
	Jamestown Collection Cabinet Knob				
	<ul style="list-style-type: none"> • Fasteners/bolts included • Back plate not included 	K19		\$28	\$60
	Carrara and Valencia Marble Collections Cabinet Knobs				
	<ul style="list-style-type: none"> • Fasteners/bolts included 	K52	White Marble	\$75	\$106
	<ul style="list-style-type: none"> • Back plate not included 	K53	Black Marble	\$75	\$106
		K54	Beige Marble	\$75	\$106
		K55	Green Marble	\$75	\$106

	Model Number	Description	Finish Pricing Group 1	Finish Pricing Group 2
	Regent and Versailles Onyx Collections Cabinet Knobs			
		• Fasteners/bolts included		
		• Back plate not included		
	K90	Green Onyx	\$75	\$107
	K91	Montaione Brown Onyx	\$90	\$144
	K92	Bleu Sodalite	\$144	\$184
	K93	Pink Onyx	\$75	\$107
	K94	Frienze Black Onyx	\$75	\$107
	Marvelle Collection Cabinet Knob			
	162-90		\$45	\$90
	Marvelle Collection Cabinet Pull			
	162-91		\$55	\$110
	Marvelle Collection Cabinet Pull			
		• 3-1/2" Center - Center		
	162-92		\$65	\$125
	Couronne Collection Cabinet Knob			
	163-90		\$45	\$90
	Beaded Collection Cabinet Knob			
	207-90		\$37	\$60
	Coined Collection Cabinet Knob			
	208-90		\$37	\$60

CABINET HARDWARE

		Model Number	Description	Finish Pricing Group 1	Finish Pricing Group 2
	Basic II Collection Cabinet Knobs				
	• Fasteners/bolts included	230-90	Knurled Knob	\$28	\$50
	• Back plate not included	230-91	Smooth Knob	\$28	\$50
		230-92	Marble Knob	\$42	\$65
<hr/>					
	Back Plate				
		1029301P		\$19	\$28
<hr/>					
	Dolphin Collection Back Plate				
		1029313P	Shell	\$21	\$30
<hr/>					
	Baroque Collection Back Plate				
		1029318P		\$21	\$35
<hr/>					
	Beaded Back Plate				
		1029350P		\$19	\$28

DOOR HARDWARE



Model Number	Description	Finish Pricing Group 1	Finish Pricing Group 2
--------------	-------------	------------------------	------------------------

Melon



- Fasteners/bolts are included
- Supplied with 2-3/8" latch

5000	Door Knob and Rose Only	\$200	\$400
5001	Half Dummy	\$210	\$420
5002	Door Knob Passage Set	\$400	\$800
5003	W/ Privacy Bolt	\$525	\$1050

Georgian



- Fasteners/bolts are included
- Supplied with 2-3/8" latch

5010	Door Knob and Rose Only	\$250	\$500
5011	Half Dummy	\$260	\$520
5012	Door Knob Passage Set	\$500	\$1000
5013	W/ Privacy Bolt	\$625	\$1250

Traditional



- Fasteners/bolts are included
- Supplied with 2-3/8" latch

5020	Door Knob and Rose Only	\$175	\$350
5021	Half Dummy	\$185	\$370
5022	Door Knob Passage Set	\$350	\$700
5023	W/ Privacy Bolt	\$475	\$950

Georgian




- Fasteners/bolts are included
- Supplied with 2-3/8" latch


5030	Door Lever and Rose Only	\$200	\$400
5031	Half Dummy	\$210	\$420
5032	Door Lever Passage Set	\$400	\$800
5033	W/ Privacy Bolt	\$525	\$1050

DOOR HARDWARE


		Model Number	Description	Finish Pricing Group 1	Finish Pricing Group 2
	Cut Crystal <ul style="list-style-type: none"> Fasteners/bolts are included Supplied with 2-3/8" latch 	5040	Door Knob and Rose Only	\$160	\$320
		5041	Half Dummy	\$170	\$340
		5042	Door Knob Passage Set	\$425	\$850
		5043	W/ Privacy Bolt	\$550	\$1100
	Cut Crystal <ul style="list-style-type: none"> Fasteners/bolts are included Supplied with 2-3/8" latch 	5050	Door Lever and Rose Only	\$160	\$320
		5051	Half Dummy	\$170	\$340
		5052	Door Lever Passage Set	\$425	\$850
		5053	W/ Privacy Bolt	\$550	\$1100
	White Marble <ul style="list-style-type: none"> Fasteners/bolts are included Supplied with 2-3/8" latch 	5060	Door Knob and Rose Only	\$225	\$450
		5061	Half Dummy	\$235	\$470
		5062	Door Knob Passage Set	\$450	\$900
		5063	W/ Privacy Bolt	\$575	\$1150
	Beige Marble <ul style="list-style-type: none"> Fasteners/bolts are included Supplied with 2-3/8" latch 	5070	Door Knob and Rose Only	\$225	\$450
		5071	Half Dummy	\$235	\$470
		5072	Door Knob Passage Set	\$450	\$900
		5073	W/ Privacy Bolt	\$575	\$1150
	Black Marble <ul style="list-style-type: none"> Fasteners/bolts are included Supplied with 2-3/8" latch 	5080	Door Knob and Rose Only	\$225	\$450
		5081	Half Dummy	\$235	\$470
		5082	Door Knob Passage Set	\$450	\$900
		5083	W/ Privacy Bolt	\$575	\$1150
	Green Marble <ul style="list-style-type: none"> Fasteners/bolts are included Supplied with 2-3/8" latch 	5090	Door Knob and Rose Only	\$225	\$450
		5091	Half Dummy	\$235	\$470
		5092	Door Knob Passage Set	\$450	\$900
		5093	W/ Privacy Bolt	\$575	\$1150

	Model Number	Description	Finish Pricing Group 1	Finish Pricing Group 2
	Pakistan Green Onyx			
	5100	Door Knob and Rose Only	\$250	\$500
	5101	Half Dummy	\$260	\$520
	5102	Door Knob Passage Set	\$500	\$1000
	5103	W/ Privacy Bolt	\$625	\$1250


- Fasteners/bolts are included
- Supplied with 2-3/8" latch

	Montaione Brown Onyx			
	5110	Door Knob and Rose Only	\$250	\$500
	5111	Half Dummy	\$260	\$520
	5112	Door Knob Passage Set	\$500	\$1000
	5113	W/ Privacy Bolt	\$625	\$1250


- Fasteners/bolts are included
- Supplied with 2-3/8" latch

	Bleu Sodalite			
	5120	Door Knob and Rose Only	\$325	\$650
	5121	Half Dummy	\$335	\$670
	5122	Door Knob Passage Set	\$650	\$1300
	5123	W/ Privacy Bolt	\$775	\$1550


- Fasteners/bolts are included
- Supplied with 2-3/8" latch

	Persian Pink Onyx			
	5130	Door Knob and Rose Only	\$250	\$500
	5131	Half Dummy	\$260	\$520
	5132	Door Knob Passage Set	\$500	\$1000
	5133	W/ Privacy Bolt	\$625	\$1250

- Fasteners/bolts are included
- Supplied with 2-3/8" latch

	Frieze Black Onyx			
	5140	Door Knob and Rose Only	\$250	\$500
	5141	Half Dummy	\$260	\$520
	5142	Door Knob Passage Set	\$500	\$1000
	5143	W/ Privacy Bolt	\$625	\$1250

- Fasteners/bolts are included
- Supplied with 2-3/8" latch

	White Marble			
	5150	Door Lever and Rose Only	\$238	\$475
	5151	Half Dummy	\$248	\$496
	5152	Door Lever Passage Set	\$475	\$950
	5153	W/ Privacy Bolt	\$625	\$1250

- Fasteners/bolts are included
- Supplied with 2-3/8" latch

DOOR HARDWARE



Black Marble

- Fasteners/bolts are included
- Supplied with 2-3/8" latch

Model Number	Description	Finish Pricing Group 1	Finish Pricing Group 2
5160	Door Lever and Rose Only	\$238	\$475
5161	Half Dummy	\$248	\$496
5162	Door Lever Passage Set	\$475	\$950
5163	W/ Privacy Bolt	\$625	\$1250



Beige Marble

- Fasteners/bolts are included
- Supplied with 2-3/8" latch

5170	Door Lever and Rose Only	\$238	\$475
5171	Half Dummy	\$248	\$496
5172	Door Lever Passage Set	\$475	\$950
5173	W/ Privacy Bolt	\$625	\$1250



Green Marble

- Fasteners/bolts are included
- Supplied with 2-3/8" latch

5180	Door Lever and Rose Only	\$238	\$475
5181	Half Dummy	\$248	\$496
5182	Door Lever Passage Set	\$475	\$950
5183	W/ Privacy Bolt	\$625	\$1250



Pakistan Green Onyx

- Fasteners/bolts are included
- Supplied with 2-3/8" latch

5190	Door Lever and Rose Only	\$250	\$500
5191	Half Dummy	\$260	\$520
5192	Door Lever Passage Set	\$500	\$1000
5193	W/ Privacy Bolt	\$625	\$1250



Montaione Brown Onyx

- Fasteners/bolts are included
- Supplied with 2-3/8" latch


5200	Door Lever and Rose Only	\$250	\$500
5201	Half Dummy	\$260	\$520
5202	Door Lever Passage Set	\$500	\$1000
5203	W/ Privacy Bolt	\$625	\$1250




Bleu Sodalite

- Fasteners/bolts are included
- Supplied with 2-3/8" latch


5210	Door Lever and Rose Only	\$300	\$600
5211	Half Dummy	\$310	\$620
5212	Door Lever Passage Set	\$600	\$1200
5213	W/ Privacy Bolt	\$725	\$1450

	Model Number	Description	Finish Pricing Group 1	Finish Pricing Group 2
	Persian Pink Onyx			
	5220	Door Lever and Rose Only	\$250	\$500
	5221	Half Dummy	\$260	\$520
	5222	Door Lever Passage Set	\$500	\$1000
	5223	W/ Privacy Bolt	\$625	\$1250


- Fasteners/bolts are included
- Supplied with 2-3/8" latch

	Frieze Black Onyx			
	5230	Door Lever and Rose Only	\$250	\$500
	5231	Half Dummy	\$260	\$520
	5232	Door Lever Passage Set	\$500	\$1000
	5233	W/ Privacy Bolt	\$625	\$1250

- Fasteners/bolts are included
- Supplied with 2-3/8" latch

	Georgetown			
	5240	Door Lever and Rose Only	\$175	\$350
	5241	Half Dummy	\$185	\$370
	5242	Door Lever Passage Set	\$350	\$700
	5243	W/ Privacy Bolt	\$475	\$950

- Fasteners/bolts are included
- Supplied with 2-3/8" latch

	Beaded			
	5250	Door Lever and Rose Only	\$175	\$350
	5251	Half Dummy	\$185	\$370
	5252	Door Lever Passage Set	\$350	\$700
	5253	W/ Privacy Bolt	\$475	\$950

- Fasteners/bolts are included
- Supplied with 2-3/8" latch

PHYL RICH[®]

SHOWER HEADS & BODY SPRAYS



**Model
Number**

Description

**Finish
Pricing
Group 1**

**Finish
Pricing
Group 2**

Traditional Multifunction Shower Head



- With Baroque escutcheon
- Four functions: aerated, blade, massage and rain
- Comes with 8" Arm and Escutcheon
- 2.0 gpm @ max

K833

\$460

\$750

Traditional Multifunction Shower Head



- With tiered escutcheon
- Four functions: aerated, blade, massage and rain
- Comes with 8" Arm and Escutcheon
- 2.0 gpm @ max

K834

\$460

\$750

Traditional Multifunction Shower Head



- With smooth escutcheon
- Four functions: aerated, blade, massage and rain
- Comes with 8" Arm and Escutcheon
- 2.0 gpm @ max

K836

\$460

\$750

Contemporary Multifunction Shower Head



- With round escutcheon
- Four functions: aerated, blade, massage and rain
- Comes with 8" Arm and Escutcheon
- 2.0 gpm @ max

K837

\$414

\$750

SHOWER HEADS & BODY SPRAYS

	Model Number	Description	Finish Pricing Group 1	Finish Pricing Group 2
	Contemporary Multifunction Shower Head			
		<ul style="list-style-type: none"> • With square escutcheon • Four functions: aerated, blade, massage and rain • Comes with 8" Arm and Escutcheon • 2.0 gpm @ max 	K838	\$460 \$750
	Basic Shower Head			
		<ul style="list-style-type: none"> • Comes with 8" Arm and Escutcheon • 2.0 gpm @ max 	D830	\$194 \$375
	Swan Shower Head			
		<ul style="list-style-type: none"> • Comes with 8" Arm and Escutcheon • 2.0 gpm @ max 	K800	\$465 \$741
	Dolphin Shower Head			
		<ul style="list-style-type: none"> • Comes with 8" Arm and Escutcheon • 2.0 gpm @ max 	K801	\$465 \$741
	Smooth Shower Head			
		<ul style="list-style-type: none"> • Comes with 8" Arm and Escutcheon • 2.0 gpm @ max 	K803	\$305 \$485

SHOWER HEADS & BODY SPRAYS

	Model Number	Description	Finish Pricing Group 1	Finish Pricing Group 2
	Amphora/Harper Shower Head			
	<ul style="list-style-type: none"> • Comes with 8" Arm and Escutcheon • 2.0 gpm @ max 	K805	\$426	\$699
	Empire Shower Head			
	<ul style="list-style-type: none"> • Comes with 8" Arm and Escutcheon • 2.0 gpm @ max 	K807	\$421	\$753
	10 Jet Shower Head			
	<ul style="list-style-type: none"> • Comes with 8" Arm and Escutcheon • 5" Round 	K830	\$939	\$1433
	9" Round Shower Head			
	<ul style="list-style-type: none"> • Comes with Arm and Escutcheon 	K831	\$523	\$1000
	12" Round Ceiling Mount Shower Head			
	<ul style="list-style-type: none"> • Comes with Arm and Escutcheon 	K832	\$587	\$1100

SHOWER HEADS & BODY SPRAYS

	Model Number	Description	Finish Pricing Group 1	Finish Pricing Group 2
	24 Jet Ceiling Mount Shower Head <ul style="list-style-type: none">• 10" Round	K835	\$3713	\$5838
	1/2" Body Spray with 2-1/2" Nipple <ul style="list-style-type: none">• Comes with Escutcheon	K853	\$150	\$236
	1/2" Body Spray with External Shut Off <ul style="list-style-type: none">• Comes with Escutcheon• 2-1/2" Finished Nipple• 90% External Shut Off	K863	\$188	\$274
	Square Body Spray <ul style="list-style-type: none">• Comes with Square Escutcheon	K873	\$196	\$295
	Round Body Spray <ul style="list-style-type: none">• Comes with Round Escutcheon	K883	\$196	\$295

HAND SHOWERS & ACCESSORIES



Amphora Hand Shower with Hose

- Hand shower hose length is 59" (1499mm)

Model
Number

Description

Finish
Pricing
Group 1

Finish
Pricing
Group 2

K6104

\$317

\$483



Georgian Hand Shower with Hose

- Hand shower hose length is 59" (1499mm)

K6526

\$279

\$460









HAND SHOWERS & ACCESSORIES

	Model Number	Description	Finish Pricing Group 1	Finish Pricing Group 2	
	Round Hand Shower with Hose				
	• Hand shower hose length is 59" (1499mm)	K6530	\$253	\$449	
	Carrara Hand Shower with Hose				
	• Hand shower hose length is 59" (1499mm)	K6539	White Marble	\$334	\$518
		K6540	Black Marble	\$334	\$518
		K6541	Beige Marble	\$334	\$518
		K6542	Green Marble	\$334	\$518
	Georgetown Hand Shower with Hose				
	• Hand shower hose length is 59" (1499mm)	K6560	\$259	\$449	
	Versailles Hand Shower with Hose				
	• Hand shower hose length is 59" (1499mm)	K6640	Green Onyx	\$680	\$1033
		K6641	Montaione Brown Onyx	\$524	\$795
		K6642	Bleu Sodalite	\$723	\$1103
		K6643	Pink Onyx	\$524	\$795
		K6644	Frienze Black Onyx	\$524	\$795

HAND SHOWERS & ACCESSORIES

	Model Number	Description	Finish Pricing Group 1	Finish Pricing Group 2
	Waveland Hand Shower with Hose			
	K6711	Hand shower hose length is 59" (1499mm)	\$253	\$449
	Hand Held Shower Arm Diverter			
	K6000		\$137	\$206
	Hand Held Shower Wall Bracket			
	K6001		\$119	\$180
	Wall Bracket with 1/2" Outlet			
	K6002		\$132	\$198
	Connector for K6530 Hand Shower			
	K6004		\$196	\$295
	Holder for K6530 Hand Shower			
	K6006		\$196	\$295

HAND SHOWERS & ACCESSORIES

	Model Number	Description	Finish Pricing Group 1	Finish Pricing Group 2
	Holder and Connector for K6530 Shower			
	K6007		\$196	\$295
	Supply with 1/2" Outlet for Hand Shower			
	K6008		\$75	\$115
	Hand Shower Outlet Supply and Holder			
	K6009	<ul style="list-style-type: none"> With built-in volume control 	\$199	\$345
	Hand Shower Outlet Supply			
	K6010	<ul style="list-style-type: none"> With built-in volume control 	\$160	\$310
	24" Adjustable Slide Bar with Hook			
	K6024		\$322	\$487
	27" Adjustable Slide Bar with Hook			
	K6025		\$322	\$487

VALVES



Model
Number


Pricing

3/4" Thermostatic Valve

- For Non-Handed Functions
- Integral stops and filters
- Requires a separate volume control valve
- Anti-scald

34THERM

\$369



1/2" In-Line Stop/Volume Control Valve

- For Non-Handed Functions
- Wall Mount
- May be ordered in handed pairs for hot and cold installation

80607PHY

\$89



3/4" In-Line Stop/Volume Control Valve

- For Non-Handed Functions
- Wall Mount
- May be ordered in handed pairs for hot and cold installation

80002125

\$99



2 Function 1/2" In-Line Diverter Valve

- For Non-Handed Functions
- Wall Mount
- 1 line in, 2 lines out

801527PHY

\$153



3 Function Wall Diverter Valve

- For Non-Handed Functions
- Wall Mount
- (1) 1/2" Inlet, (3) 1/2" Outlets
- Cal Green Compliant

80001820

\$164



		Model Number	Pricing
	1/2" Pressure Balance Valve		
	<ul style="list-style-type: none">• For Non-Handed Functions• Integral Stops• 5.05 gpm @ 45 psi• Back to back installation capability• Anti-scald	DFPHY	\$211
	Pressure Balance Tub & Shower Diverter Valve		
	<ul style="list-style-type: none">• For Non-Handed Functions• Anti-scald• Back to Back Installation Compatibility• 5.05 gpm @ 45 psi• Integral Stops	DFPHYID	\$315
	Three Handle Tub & Shower Valve		
	<ul style="list-style-type: none">• For Lever Handle Sets• 1/2" Ceramic Disc	80951PHY	\$253
	Wall Shower/Wall Tub Valve		
	<ul style="list-style-type: none">• 1/2" Ceramic Disc	8090536R	\$220
	Corner Valves		
	<ul style="list-style-type: none">• 1/2" Ceramic Disc	8090536RC	\$193
	Wall Lavatory Set Valve		
	<ul style="list-style-type: none">• 1/2" Ceramic Disc• No Lead	8090536RNL	\$220

Model Number	Pricing
--------------	---------

Deck Tub Set Valve



- 3/4" Ceramic Disc
- 3/4" Quick Connect for spout
- 3/4" Nipple and Tee

80001248	\$242
----------	-------

Deck Tub Set with Hand Shower Valve



- With 3 Port, 2 Function Deck Diverter Valve
- 3/4" Ceramic Disc
- 3/4" Quick Connect for spout
- Integral check valves for backflow protection

80001249	\$455
----------	-------

Deck Tub Set Valve (MIX - STRIA)



- 3/4" Ceramic Disc
- 3/4" Quick Connect for spout
- 3/4" Nipple and Tee

80001246	\$282
----------	-------

Deck Tub with Hand Shower Valve (MIX - STRIA)



- With 3 Port, 2 Function Deck Diverter Valve
- 3/4" Ceramic Disc
- 3/4" Quick Connect for spout
- Integral check valves for backflow protection

80001247	\$505
----------	-------

Conversion Kit for 80001248 Deck Tub Set



- CONVERT AN EXISTING 80001248 DECK TUB VALVE FOR USE WITH THE MIX - STRIA SERIES DECK TUB.





2-171	\$40
-------	------

Conversion Kit for 80001249 Deck Tub with Hand Shower



- CONVERT AN EXISTING 80001249 DECK TUB VALVE FOR USE WITH THE MIX - STRIA SERIES DECK TUB.

2-172	\$50
-------	------

		Model Number	Pricing
	1/2" Mini Thermostatic Valve <ul style="list-style-type: none">• Requires a seperate Volume Control / Diverter• Integral Stops and Filters• Temperature Limit Stops• Anti Scold	1-115	\$219
	1/2" Mini Thermostatic Valve with Volume Control <ul style="list-style-type: none">• Teperature Limit Stops• Integral Stops and Filters• 6.5 GPM• Anti Scold	1-116	\$285
	1/2" Mini Thermostatic Valve with Diverter <ul style="list-style-type: none">• 6.5 GPM• Integral Stops and Filters• Temperature Limit Stops• Anti Scold• CAL Green Compliant	1-117	\$335
	1/2" Mini Thermostatic Valve for Wall Bidet <ul style="list-style-type: none">• Integral Stops and Filters• Temperature Limit Stops• Anti Scold	1-124	\$250

811	87	5130	217	1029301	211	162-02	41
812	87	5131	217	1029305	211	162-11	41
813	87	5132	217	1029309	212	162-12	41
814	87	5133	217	1029313	212	162-21	43
815	87	5140	217	1029318	212	162-26	43
816	87	5141	217	1029337	212	162-27	43
5000	215	5142	217	8002125	229	162-35	42
5001	215	5143	217	9090536	233	162-36	42
5002	215	5150	217	80001246	231	162-40	44
5003	215	5151	217	80001247	231	162-41	44
5010	215	5152	217	80001248	231	162-48	44
5011	215	5153	217	80001249	231	162-49	44
5012	215	5160	218	80001820	229	162-52	44
5013	215	5161	218	1029301P	213	162-53	44
5020	215	5162	218	1029313P	213	162-54	44
5021	215	5163	218	1029318P	213	162-56	44
5022	215	5170	218	1029350P	213	162-57	44
5023	215	5171	218	1-115	232	162-60	44
5030	215	5172	218	1-116	232	162-61	44
5031	215	5173	218	1-117	232	162-70	45
5032	215	5180	218	1-122	233	162-71	45
5033	215	5181	218	1-124	232	162-72	45
5040	216	5182	218	1-125	232	162-73	45
5041	216	5183	218	130-65	79	162-74	45
5042	216	5190	218	134-65	79	162-75	45
5043	216	5191	218	137-65	79	162-76	45
5050	216	5192	218	161-01	127	162-90	45, 214
5051	216	5193	218	161-02	127	162-91	45, 214
5052	216	5200	218	161-03	127	162-92	45, 214
5053	216	5201	218	161-11	127	163-01	7
5060	216	5202	218	161-12	127	163-11	7
5061	216	5203	218	161-13	127	163-21	8
5062	216	5210	218	161-21	129	163-26	8
5063	216	5211	218	161-22	129	163-35	8
5070	216	5212	218	161-23	129	163-40	9
5071	216	5213	218	161-26	129	163-46	10
5072	216	5220	219	161-27	129	163-48	9
5073	216	5221	219	161-28	129	163-56	10
5080	216	5222	219	161-29	129	163-60	10
5081	216	5223	219	161-30	129	163-70	11, 39
5082	216	5230	219	161-31	129	163-71	11, 39
5083	216	5231	219	161-40	130	163-72	11, 39
5090	216	5232	219	161-41	130	163-73	10, 38
5091	216	5233	219	161-42	130	163-74	11, 38
5092	216	5240	219	161-48	130	163-75	11, 39
5093	216	5241	219	161-49	130	163-76	11, 39
5100	217	5242	219	161-50	130	163-90	11, 39, 214
5101	217	5243	219	161-52	10, 130	164-01	35
5102	217	5250	219	161-53	130	164-11	35
5103	217	5251	219	161-54	130	164-21	36
5110	217	5252	219	161-55	130	164-26	36
5111	217	5253	219	161-56	130	164-35	36
5112	217	10534	212	161-57	130	164-40	37
5113	217	105156	212	161-58	130	164-48	37
5120	217	1022487	211	161-60	131	164-52	38
5121	217	1029104	211	161-61	131	164-56	38
5122	217	1029105	211	161-62	131	164-60	38
5123	217	1029170	211	162-01	41	164-70	39

INDEX

164-71	39	230-13	82	290-13	91	291-36	97
164-72	39	230-14	82	290-14	91	291-38	97
164-73	38	230-15	82	290-21	92	291-40	99
164-74	38	230-21	84	290-22	92	291-41	99
164-75	39	230-22	84	290-23	92	291-43	99
164-76	39	230-23	84	290-24	92	291-48	99
164-92	39	230-24	84	290-26	92	291-49	99
164-93	39	230-26	84	290-27	92	291-51	99
207-01	109	230-27	84	290-28	92	291-56	99
207-11	109	230-28	84	290-29	92	291-57	99
207-21	110	230-29	84	290-35	91	291-59	99
207-26	111	230-30	83	290-36	91	291-60	99
207-35	110	230-35	83	290-37	91	291-61	99
207-40	111	230-36	83	290-38	91	291-63	99
207-44	112	230-37	83	290-40	93	291-70	100
207-48	112	230-38	83	290-41	93	291-71	100
207-56	112	230-40	85	290-42	93	291-72	100
207-60	112	230-41	85	290-43	93	291-74	100
207-70	113	230-42	85	290-48	93	291-75	100
207-71	113	230-43	85	290-49	93	291-76	100
207-72	113	230-45	85	290-50	93	291L-01	96
207-73	113	230-48	85	290-51	93	291L-02	96
207-74	113	230-49	85	290-56	93	291L-04	96
207-75	113	230-50	85	290-57	93	291L-06	96
207-76	113	230-51	85	290-58	93	291L-08	96
207-77	113	230-52	85	290-59	93	2PV101A	16
207-90	113, 214	230-56	85	290-60	93	2PV104A	191
208-01	121	230-57	85	290-61	93	2PV105A	191
208-11	121	230-58	85	290-62	93	2PV123A	62
208-21	122	230-59	85	290-63	93	2PV137A	54
208-26	123	230-60	86	290-70	94	2PV141A	24
208-35	122	230-61	86	290-71	94	2PV144A	2
208-40	123	230-62	86	290-72	94	2PV158BA	117
208-44	124	230-63	86	290-74	94	2PV158CA	117
208-48	124	230-65	86	290-75	94	2PV158DA	117
208-56	124	230-66	86	290-76	94	2PV158FA	117
208-60	124	230-67	86	290L-01	90	2PV170A	148
208-70	125	230-68	86	290L-02	90	2PV171A	148
208-71	125	230-90	86, 213	290L-03	90	2PV180A	16, 30, 62
208-72	125	230-91	86, 213	290L-04	90	2PV181A	49
208-73	125	230-92	86, 213	290L-06	90	2PV234A	154
208-74	125	230S-21	84	290L-07	90	2PV240A	181
208-75	125	230S-22	84	290L-08	90	2PV241A	181
208-76	125	230S-23	84	291-01	95	2PV242A	181
208-77	125	230S-24	84	291-02	95	2PV243A	181
208-90	125, 214	230S-26	84	291-04	95	2PV244A	181
2-171	231	230S-27	84	291-06	96	2PV270A	161
2-172	231	230S-28	84	291-08	96	2PV271A	161
230-01	81	230S-29	84	291-11	97	2PV272A	161
230-02	81	290-01	89	291-12	97	2PV273A	161
230-03	81	290-02	89	291-14	97	2PV274A	161
230-04	81	290-03	89	291-21	98	2PV338BA	175
230-06	81	290-04	89	291-22	98	2PV338CA	175
230-07	81	290-06	90	291-24	98	2PV338DA	175
230-08	81	290-07	90	291-26	98	2PV338FA	175
230-09	81	290-08	90	291-27	98	2PV361A	25
230-11	82	290-11	91	291-29	98	2PV711A	199
230-12	82	290-12	91	291-35	97	3-307	130

3-333	87	4-156	128, 129, 140, 141	4-361D	115	500-41	142
3-334	87	4-157	128, 129	4-361F	115	500-42	142
3-337	87	4-158	128, 129	4-372	13	500-48	142
3-338	87	4-159	128, 129	4-376	22	500-49	142
3-407	16	4-160	129, 141	4-382	22	500-50	142
34THERM	229	4-161	129	4-386	145	500-56	142
4-095	129, 142	4-162	129	4-392	145	500-57	142
4-096	129, 142	4-163	129	4-400	13, 29, 59	500-58	142
4-097	128, 129, 140, 141	4-164	129, 142	4-406	153	500-60	142
4-098	128, 129, 140, 141	4-165	129	4-412A	159	500-61	142
4-099	128, 140	4-166	129	4-412C	159	500-62	142
4-100	128, 140	4-167	129	4-412E	159	500-70	131, 143
4-101	136	4-168	82	4-412F	159	500-71	131, 143
4-102	136	4-169	82	4-412G	159	500-72	131, 143
4-103	134, 135	4-170	82	4-420	166	500-73	131, 143
4-104	134, 135	4-171	82	4-426	166	500-74	131, 143
4-105	134	4-172	82	4-435	53	500-75	131, 143
4-106	134	4-173	82	4-443	59	500-76	131, 143
4-107	92	4-174	82	4-453B	173	501-01	133
4-108	92	4-175	82	4-453C	173	501-02	133
4-109	92	4-176	82	4-453D	173	501-11	133
4-110	92	4-177	82	4-453F	173	501-12	133
4-111	91, 92	4-178	82	4-459A	179	501-21	135
4-112	91, 92	4-179	82	4-459C	179	501-22	135
4-113	91, 92	4-180	83, 84	4-459E	179	501-26	135
4-114	91, 92	4-181	83, 84	4-459F	179	501-27	135
4-115	91	4-183	83, 84	4-459G	179	501-35	134
4-116	91	4-184	83, 84	4-463	197	501-36	134
4-117	91	4-185	83, 84	4-469	35, 36	501-40	136
4-118	91	4-187	83, 84	4-470	37	501-41	136
4-119	98	4-188	84	4-471	37	501-48	136
4-120	98	4-189	84	4-472	7, 8	501-49	136
4-121	98	4-191	84	4-473	9	501-56	136
4-122	97, 98	4-192	84	4-474	9	501-57	136
4-123	97, 98	4-193	84	4-475	42, 43	501-60	136
4-124	97, 98	4-195	84	4-476	42, 43	501-61	136
4-125	97	4-196	85	4-477	43	501-70	137
4-126	97	4-197	85	4-478	43	501-71	137
4-127	97	4-199	85	4-479	43	501-72	137
4-129	111	4-200	85	4-480	43	501-73	137
4-130	109, 110	4-201	85	4-481	111	501-74	137
4-131	109	4-203	85	4-498	13	501-75	137
4-134	123	4-204	83	500-01	139	501-76	137
4-135	121, 122	4-206	47	500-02	139	801527PHY	229
4-136	121	4-293	42	500-03	139	80607PHY	229
4-142	92	4-299	42	500-11	139	8090536R	230
4-143	92	4-305	7	500-12	139	8090536RC	230
4-144	92	4-311	35	500-13	139	8090536RNL	230
4-145	92	4-313	101	500-21	129, 141	80951PHY	230
4-146	98	4-319	101	500-22	129, 141	901-1	7, 133
4-147	98	4-325	188	500-23	129, 141	D1100	170
4-148	98	4-331	188	500-26	141	D1100X3	170
4-150	123	4-342	1	500-27	141	D1102	170
4-151	129, 141	4-344	69	500-28	141	D1130	76
4-152	129, 141	4-350	69	500-35	128, 140	D1130-10	76
4-153	135	4-356	69	500-36	128, 140	D1130-12	76
4-154	135	4-361B	115	500-37	128, 140	D1130-14	76
4-155	128, 140	4-361C	115	500-40	142	D1130C	75

INDEX

D1130X3	77	D2205E1	105	DPB2134	69	K1104L	192
D1130X3-10	77	D2206	103	DPB2134-10	69	K1104X3	193
D1130X3-12	77	D2206E1	105	DPB2134-12	69	K1105	193
D1130X3-14	77	D2PV100A	168	DPB2134-14	69	K1105L	192
D1132D	75	D2PV102A	168	DPB2134TO	69	K1120X3	118
D1134	76	D2PV130A	73	DPB2137	70	K1123	63
D1134-10	76	D2PV134A	73	DPB2137-10	70	K1123G	63
D1134-12	76	D2PV137A	73	DPB2137-12	70	K1123X3	64
D1134-14	76	D2PV205A	104	DPB2137-14	70	K1137	56
D1134C	75	D2PV206A	104	DPB2137TO	70	K1137R	55
D1136D	75	D3100	167	DPB2205	102	K1137X3	56
D1137	77	D3102	168	DPB2205TO	102	K1141	26
D1137-10	77	D3130	72	DPB2206	102	K1141P	26
D1137-12	77	D3134	72	DPB2206TO	102	K1141X3	26, 50, 156, 163, 176, 183
D1137-14	77	D3137	73	DPB3100	166	K1144	4
D1137C	76	D3205	104	DPB3100TO	166	K1144H	3
D1139D	76	D3206	104	DPB3102	166	K1144X3	4
D1200T	169	D4100	171	DPB3102TO	166	K1158B	118
D1202T	169	D4102	171	DPB3130	70	K1158BT	118
D1205	105	D4130	80	DPB3130TO	70	K1158C	118
D1205X3	106	D4134	80	DPB3134	70	K1158CT	118
D1206	106	D4137	80	DPB3134TO	70	K1158D	118
D130	67	D4205	107	DPB3137	70	K1158DT	118
D131	67	D4206	107	DPB3137TO	70	K1158F	118
D132	67	D5130	76	DPB3205	102	K1158FT	118
D134	67	D5132	76	DPB3205TO	102	K1170	149
D135	68	D5205	105	DPB3206	102	K1170V	149
D136	68	D8205	205	DPB3206TO	102	K1170X3	150
D137	68	D830	222	DTH100	167	K1171	149
D138	68	DB10	78, 86	DTH102	167	K1171V	149
D139	68	DB100	79	DTH130	71	K1180	32
D200	165	DB110	79	DTH134	71	K1180G	31, 63
D202	165	DB20	78	DTH137	71	K1180X3	32
D205	101	DB20D	78	DTH205	103	K1181	50
D206	101	DB25	78	DTH206	103	K1181P	50
D2100	167	DB25D	78	DWL100	165	K1183	63
D2102	167	DB30	79	DWL102	165	K1184	17
D2130	71	DB35	78	DWL130	68	K1184M	17
D2130-10	71	DB40	77, 86	DWL130-10	68	K123	59
D2130-12	71	DB45	78	DWL130-12	68	K1234	156
D2130-14	71	DB46	78	DWL130-14	68	K1234P	155
D2130C1	74	DB55	77, 86	DWL134	69	K1240	183
D2132D1	74	DB65	77, 86	DWL134-10	69	K1240P	182
D2134	72	DB70	77, 86	DWL134-12	69	K1241	183
D2134-10	72	DB75	77, 86	DWL134-14	69	K1241P	182
D2134-12	72	DFPHY	230	DWL137	69	K1242	183
D2134-14	72	DFPHYID	230	DWL137-10	69	K1242P	182
D2134C1	74	DK205	205	DWL137-12	69	K1243	183
D2136D1	74	DK205S	205	DWL137-14	69	K1243P	182
D2137	72	DPB2100	166	DWL205	101	K1244	183
D2137-10	72	DPB2100TO	166	DWL206	101	K1244P	182
D2137-12	72	DPB2102	166	K101	13	K1270	162
D2137-14	72	DPB2102TO	166	K104	187	K1270P	162
D2137C1	74	DPB2130	69	K105	187	K1271	162
D2139D1	75	DPB2130-10	69	K1101	17	K1271P	162
D2200T1	169	DPB2130-12	69	K1101M	17	K1272	162
D2202T1	169	DPB2130-14	69	K1101X3	17	K1272P	162
D2205	103	DPB2130TO	69	K1104	193	K1273	162

K1273P	162	K2180G1	31, 63	K2711	198	K4158F	120
K1274	162	K2181	48	K2711L	199	K4170	151
K1274P	162	K2181P1	49	K272	159	K4171	151
K1338B	176	K2183	61	K273	159	K4180	20, 34, 66
K1338BP	176	K2184	15	K274	159	K4181	51
K1338C	176	K2184M1	17	K280	47	K4234	157
K1338CP	176	K2234	154	K3101	15	K4240	185
K1338D	176	K2234P1	155	K3104	190	K4241	185
K1338DP	176	K2240	181	K3105	191	K4242	185
K1338F	176	K2240P1	182	K3123	61	K4243	185
K1338FP	176	K2241	181	K3137	54	K4244	185
K1361	26	K2241P1	182	K314	153	K4270	164
K1361P	26	K2242	181	K3141	24	K4271	164
K137	53	K2242P1	182	K3144	2	K4272	164
K141	21	K2243	181	K3158B	117	K4273	164
K144	1	K2243P1	182	K3158C	117	K4274	164
K158B	115	K2244	181	K3158D	117	K4338B	178
K158C	115	K2244P1	182	K3158F	117	K4338C	178
K158D	115	K2270	161	K3171	148	K4338D	178
K158F	115	K2270P1	162	K3180	30	K4338F	178
K170	145	K2271	161	K3181	49	K4361	28
K171	145	K2271P1	162	K3183	61	K4711	202
K1711	200	K2272	161	K3184	15	K5103	17
K1711L	200	K2272P1	162	K3234	154	K5104	192
K1711X3	200	K2273	161	K3270	161	K5105	193
K181	47	K2273P1	162	K3271	161	K5120	118, 169
K183	59	K2274	161	K3272	161	K5123	31, 63
K184	13	K2274P1	162	K3273	161	K5137	55
K19	212	K2338B	174	K3274	161	K5141	26, 50, 155, 162, 176, 182
K2101	15	K2338BP1	175	K330	179	K5144	3
K2101M1	16	K2338C	174	K331	179	K5170	149
K2104	190	K2338CP1	175	K332	179	K52	212
K2104L1	192	K2338D	174	K333	179	K53	212
K2105	190	K2338DP1	175	K334	179	K54	212
K2105L1	192	K2338F	174	K3361	24	K55	212
K2123	61	K2338FP1	175	K337	53	K5711	200
K2123G1	62	K234	153	K338B	173	K6000	227
K2137	54	K2361	24	K338C	173	K6001	227
K2137R1	55	K2361P1	25	K338D	173	K6002	227
K2141	23	K2390XFR30	130, 204	K338F	173	K6004	227
K2141P1	25	K2390XFR36	130, 204	K360	21	K6006	227
K2144	2	K2393	203	K361	21	K6007	228
K2144H1	3	K2393D	203	K370	159	K6008	228
K2158B	116	K2394B	203	K371	159	K6009	228
K2158BT1	118	K2394BD	204	K3711	199	K6010	228
K2158BTO	116	K2394C	203	K372	159	K6024	228
K2158C	116	K2394CD	204	K373	159	K6025	228
K2158CT1	118	K2394D	203	K374	159	K6104	193, 225
K2158CTO	116	K2394DD	204	K4101	20	K6526	26, 225
K2158D	116	K2394F	203	K4104	195	K6530	77, 226
K2158DT1	118	K2394FD	204	K4105	195	K6539	119, 226
K2158DTO	116	K240	179	K4123	66	K6540	119, 226
K2158F	116	K241	179	K4137	57	K6541	119, 226
K2158FT1	118	K242	179	K4141	28	K6542	119, 226
K2158FTO	116	K243	179	K4144	5	K6560	226
K2170V1	149	K244	179	K4158B	120	K6640	183, 226
K2171V1	149	K270	159	K4158C	120	K6641	183, 226
K2180	30	K271	159	K4158D	120	K6642	183, 226

INDEX

K6643	183, 226	KC55	201	KMC30	177	KP40	194
K6644	183, 226	KC65	201	KMC40	177	KP50	194
K6711	200, 227	KC70	201	KMC50	176	KP55	194
K711	197	KC75	201	KMC65	177	KP65	194
K800	64, 222	KCC10	156	KMC70	177	KP70	194
K801	17, 222	KCC25	156	KMC75	177	KP75	194
K803	222	KCC30	157	KMD10	177	KPG10	27
K805	193, 223	KCC40	156	KMD25	177	KPG25	27
K807	223	KCC50	156	KMD30	177	KPG30	27
K8108	206	KCC65	156	KMD40	177	KPG40	27
K8108H	206	KCC70	156	KMD50	176	KPG50	27
K8158B	206	KCC75	156	KMD65	177	KPG65	27
K8158BH	207	KE10	19, 33, 65	KMD70	177	KPG70	27
K8158C	206	KE25	19, 33, 65	KMD75	177	KPG75	27
K8158CH	207	KE30	19, 33, 66	KMF10	177	KR10	56
K8158D	206	KE40	19, 33, 65	KMF25	177	KR25	56
K8158DH	207	KE50	18, 32, 64	KMF30	177	KR30	57
K8158F	206	KE65	18, 32, 64	KMF40	177	KR40	56
K8158FH	207	KE70	18, 32, 64	KMF50	176	KR50	56
K8160	207	KE75	18, 32, 64	KMF65	177	KR65	56
K8160H	207	KES10	51	KMF70	177	KR70	56
K8161	208	KES25	51	KMF75	177	KR75	56
K8161H	208	KES30	51	KNB10	120	KS10	33, 65
K8190	208	KES40	50	KNB25	120	KS40	33, 65
K8190H	209	KES50	50	KNB30	120	KS50	32, 64
K8200	209	KES65	50	KNB40	119	KS65	32, 64
K8200H	209	KES70	50	KNB50	119	KS70	32, 64
K830	223	KES75	50	KNB65	119	KS75	32, 64
K831	223	KG10	171	KNB70	119	KSA10	163
K832	223	KG25	171	KNB75	119	KSA25	164
K833	221	KG30	171	KNC10	120	KSA30	164
K834	221	KG40	170	KNC25	120	KSA40	163
K835	224	KG50	170	KNC30	120	KSA50	163
K836	221	KG65	170	KNC40	119	KSA65	163
K837	221	KG70	170	KNC50	119	KSA70	163
K838	200, 222	KG75	170	KNC65	119	KSA75	163
K853	224	KGB10	106	KNC70	119	KSB10	163
K863	224	KGB25	106	KNC75	119	KSB25	164
K873	224	KGB30	107	KND10	120	KSB30	164
K883	224	KGB40	106	KND25	120	KSB40	163
K90	214	KGB50	106	KND30	120	KSB50	163
K91	214	KGB65	106	KND40	119	KSB65	163
K92	214	KGB70	106	KND50	119	KSB70	163
K93	214	KGB75	106	KND65	119	KSB75	163
K94	214	KL10	150	KND70	119	KSC10	163
KA10	4, 19	KL25	150	KND75	119	KSC25	164
KA25	5, 19, 65	KL30	150	KNF10	120	KSC30	164
KA30	5, 19, 65	KL40	150	KNF25	120	KSC40	163
KA40	4, 18	KL50	150	KNF30	120	KSC50	163
KA50	4, 18	KL65	150	KNF40	119	KSC65	163
KA65	4, 18	KL70	150	KNF50	119	KSC70	163
KA70	4, 18	KL75	150	KNF65	119	KSC75	163
KA75	4, 18	KMB50	176	KNF70	119	KSD10	163
KC10	201	KMB65	177	KNF75	119	KSD25	164
KC100	201	KMB70	177	KP10	194	KSD30	164
KC25	201	KMB75	177	KP100	194	KSD40	163
KC30	202	KMC10	177	KP25	194	KSD50	163
KC40	201	KMC25	177	KP30	195	KSD65	163

KSD70	163	PB2105TO	188	PB2361	22	PB711	198
KSD75	163	PB2123	60	PB2361TO	22	TH101	15
KSF10	163	PB2123TO	60	PB2711	197	TH104	189
KSF25	164	PB2137	53	PB2711TO	197	TH105	190
KSF30	164	PB2137TO	53	PB3101	14	TH123	60
KSF40	163	PB2141	22	PB3101TO	14	TH137	54
KSF50	163	PB2141TO	22	PB3104	188	TH141	23
KSF65	163	PB2144	1	PB3105	189	TH144	2
KSF70	163	PB2144TO	1	PB3123	60	TH158B	116
KSF75	163	PB2158B	115	PB3123TO	60	TH158C	116
KTA10	184	PB2158BTO	115	PB3137	54	TH158D	116
KTA25	184	PB2158C	115	PB3137TO	54	TH158F	116
KTA30	185	PB2158CTO	115	PB3141	22	TH180	15, 30, 61
KTA40	184	PB2158D	115	PB3141TO	22	TH181	48
KTA50	183	PB2158DTO	115	PB3144	2	TH234	154
KTA65	184	PB2158F	115	PB3144TO	2	TH240	180
KTA70	184	PB2158FTO	115	PB3170	147	TH241	180
KTA75	184	PB2170	145	PB3180	30	TH242	180
KTB10	184	PB2170TO	145	PB3180TO	30	TH243	180
KTB25	184	PB2171	146	PB3181	48	TH244	180
KTB30	185	PB2171TO	146	PB3181TO	48	TH270	160
KTB40	184	PB2180	29	PB3183	60	TH271	160
KTB50	183	PB2180TO	29	PB3183TO	60	TH272	160
KTB65	184	PB2181	48	PB3184	14	TH273	160
KTB70	184	PB2181TO	48	PB3184TO	14	TH274	160
KTB75	184	PB2183	60	PB3234	154	TH338B	174
KTC10	184	PB2183TO	60	PB3240	180	TH338C	174
KTC25	184	PB2184	14	PB3240TO	180	TH338D	174
KTC30	185	PB2184TO	14	PB3241	180	TH338F	174
KTC40	184	PB2234	153	PB3241TO	180	TH361	23
KTC50	183	PB2240	180	PB3242	180	TH711	198
KTC65	184	PB2240TO	180	PB3242TO	180	WL101	13
KTC70	184	PB2241	180	PB3243	180	WL104	187
KTC75	184	PB2241TO	180	PB3243TO	180	WL105	187
KTD10	184	PB2242	180	PB3244	180	WL123	59
KTD25	184	PB2242TO	180	PB3244TO	180	WL137	53
KTD30	185	PB2243	180	PB3270	160	WL141	21
KTD40	184	PB2243TO	180	PB3270TO	160	WL144	1
KTD50	183	PB2244	180	PB3271	160	WL180	29
KTD65	184	PB2244TO	180	PB3271TO	160	WL181	47
KTD70	184	PB2270	160	PB3272	160	WL234	153
KTD75	184	PB2270TO	160	PB3272TO	160	WL240	179
KTF10	184	PB2271	160	PB3273	160	WL241	179
KTF25	184	PB2271TO	160	PB3273TO	160	WL242	179
KTF30	185	PB2272	160	PB3274	160	WL243	179
KTF40	184	PB2272TO	160	PB3274TO	160	WL244	179
KTF50	183	PB2273	160	PB3338B	174	WL270	159
KTF65	184	PB2273TO	160	PB3338BTO	174	WL271	159
KTF70	184	PB2274	160	PB3338C	174	WL272	159
KTF75	184	PB2274TO	160	PB3338CTO	174	WL273	159
P02019	29	PB2338B	173	PB3338D	174	WL274	159
PB104	189	PB2338BTO	173	PB3338DTO	174	WL338B	173
PB105	189	PB2338C	173	PB3338F	174	WL338C	173
PB2101	14	PB2338CTO	173	PB3338FTO	174	WL338D	173
PB2101TO	14	PB2338D	173	PB3361	23	WL338F	173
PB2104	188	PB2338DTO	173	PB3361TO	23	WL361	21
PB2104TO	188	PB2338F	173	PB3711	198	WL711	197
PB2105	188	PB2338FTO	173	PB3711TO	198		